

**MARKER**

ENGLISH



**COLLECTION**  
**2024/25**

TRUSTED BY GENERATIONS



# ABOUT MARKER

FOR OVER SEVEN DECADES  
MARKER HAS STOOD FOR  
INNOVATION AND SAFETY IN SKIING.

## MARKER

In 1952, Hannes MARKER introduced the world's first ski binding with safety release. In the 1970s, the **M-Series** revolutionized the binding market with automatic heel release. Since 2007, MARKER has been setting new standards in the freeride and freestyle segments with innovations like the **Duke PT** and the continuous expansion of the **Royal Family**. Introducing bindings such as the **Kingpin**, the world's first pintech binding with TÜV certification according to DIN ISO 13992:2007, and the **Alpinist**, MARKER has also been making strides in the touring market since 2014. In 2022, MARKER took a pioneering step in sustainability by using eco-friendly materials like biobased and recycled plastics in the production of the **Cruise** comfort pin binding. Since 2022, MARKER has been a part of the **Elevate Outdoor Collective**.







**YES,  
WE  
CARE!**

How recycled and bio-based materials revolutionize our production.



**6**

**COMP**

Competing is in our genes. Challenge yourself and push boundaries with our brand new COMP bindings.



**12**

**PERFECT  
MATCH  
BINDINGS**

MARKER as the connection of all EOC ski brands providing a special edition binding of a selected ski of each brand.



**22**

**ALPINIST  
FREE**

Just enjoy the moment and feel FREE. Our advanced touring binding for broader skis allows for an even more beautiful descent in deep snow.



**28**

**MARKER COLLECTION 2024/25**

# CONT ENT

**2 ABOUT MARKER**  
Innovations and safety in skiing

**4 CONTENT**

**8 COLLECTION OVERVIEW**

**9 RACE**  
COMP 30 nG / COMP 20 nG  
XCOMP 24 / XCOMP 18  
COMP 16 / COMP 12  
COMP 10 TCX / COMP 10  
COMP JR 8  
WC PC 14 / 10 / Alu Pro Plate

**17 FREERIDE**  
Duke PT 16  
Duke PT 13 / Duke PT 11  
Jester 18 Pro / Jester 16  
Griffon 13  
Perfect Match Bindings  
Squire 11 / Squire 10

**25 TOURING**  
Kingpin 13 / Kingpin 10  
Kingpin M-Werks 12  
Alpinist Free 13 / Alpinist Free 11  
Alpinist 12 / Alpinist 10  
Alpinist 8 / Alpinist 12 Long Travel  
Alpinist 10 Long Travel /  
Alpinist JR Long Travel  
Cruise 12 / Cruise 10  
F12 Tour EPF / F10 Tour  
F5 JR Tour

**36 ALL MOUNTAIN**  
COMP 16 GW / COMP 12 GW  
12.0 PTX / 11.0 TP  
10.0 TP / Free 7  
7.0 / 4.5

**41 RENTAL/DEMO**  
Griffon 13 D / Griffon 13 TCX D  
Squire 11 TCX D / Kingpin 13 Demo  
Kingpin 10 Demo / Alpinist 10 Demo  
Alpinist 8 Demo / Cruise 10 Demo  
FDT TPX 12 / FDT TP 10.0  
FDT 7.0 / FDT 4.5  
7.0 RTL / 4.5 RTL

**50 COLLECTION OVERVIEW  
BINDINGS**

**54 HELMETS & GOGGLES**  
Collection Overview Helmets  
Features Helmets  
Collection Overview Goggles  
Features Goggles  
Replacement Lens

**62 ACCESSORIES**  
Infosheet Accessories

**66 TECHNOLOGY OVERVIEW**

# LIVING FOR WINTER SPORTS



**WE'RE FIRMLY CONVINCED THAT ONLY SUSTAINABLE BUSINESS IS RIGHT. IT IS OUR MISSION AS A COMPANY TO PROTECT THE WORLD WE LIVE IN AND THE PEOPLE WHO WORK FOR US, AND TO CONTRIBUTE TOWARDS A MORE BALANCED RELATIONSHIP BETWEEN HUMANITY AND THE ENVIRONMENT.**

As a global sports company, our aspiration is to build sustainable and economically successful products. To do this we draw on our long tradition and years of experience, this is what drives and is the motivation of our MARKER employees worldwide. Our teams work hard on bringing innovation into our products so that we can meet the needs of today's and tomorrow's customers. We strive to develop the best possible products for this winter sport we all live for and love.

## SUSTAINABILITY AT MARKER

# YES, WE CARE!



### RENEWABLE ELECTRICITY

- 100 % certified green electricity at MARKER in Germany and production in the Czech Republic



### COMPONENTS

- 100 % of bonding components are manufactured in the European Economic Area
- Expanding the use of sustainable materials



### TRANSPORT / DISTANCES

- Short transport routes to reduce our exhaust emissions



### RECYCLING

- 100 % recycling of the metals used
- 93 % of packaging is made from recycled materials



### RECYCLED MATERIALS



Collecting industrial waste




Grinding and quality control



Preparation of secondary plastic granulate



Production of new parts



Production of new parts



Bio-based plastic pellets



(Organic) castor oil



Castor oil plant and seeds



### BIO-BASED PLASTICS



# BINDINGS OVERVIEW



RACE

COMP WC

XCOMP

COMP



FREERIDE

DUKE PT

JESTER

GRIFFON

SQUIRE



TOURING

CRUISE

KINGPIN

ALPINIST

F TOUR



ALL MOUNTAIN

COMP GW

TPX

TP



RENTAL / DEMO

GRIFFON D

SQUIRE D

FDT

RTL



JUNIOR

ALPINIST JR

F5 JR TOUR

COMP JUNIOR

7.0 / 4.5

FREE 7



2024/25

# RACE

## COMP 30 nG

### KEY FEATURES

The Comp 30 nG is also **100%** equipped for **professional competition** in the 24/25 season. One of the most important criteria for professional athletes is **centring on the ski**. Here, MARKER's **4-linkage toe design** has proven to be extremely effective. Reliability is an absolute must, especially in extreme competitive situations. The precise centring on the ski enables quick edge changes without affecting the ski's flex behaviour. Combined with the **tried-and-tested TwinCam heel piece**, which features fantastic, **precise force transmission** and **higher elasticity**, as well as the built-in **magnesium components**, the Comp 30 nG delivers all the ski characteristics that make it the first choice for all **World Cup or FIS competitors**.



### DATA

Category	Competition
Brake width	85 mm
DIN Range	15.0 - 30.0
Boot type	A
Rec. skier's weight	60+ kg
Stand height	18 mm
Toe system	Comp 4linkage
AFD Gliding Plate	Stainless steel
Heel	TwinCam Comp
Color	black - flo - red
Weight/pc.	1380 g
Order No.	7130T1NG

## COMP 20 nG

### KEY FEATURES

The Comp 20 nG is also **100%** equipped for **professional competition** in the 24/25 season, here in the version with a **Z value of up to 20 for lighter skiers**. One of the most important criteria in professional skiing is **centring on the ski**. Here, MARKER's **4-linkage toe design** has proven to be extremely effective. Reliability is an absolute must, especially in extreme competitive situations. The precise centring on the ski enables **quick edge changes** without affecting the ski's flex behaviour. Combined with the **tried-and-tested TwinCam heel piece**, which features fantastic, **precise force transmission** and **higher elasticity**, and made using the **highest quality magnesium components**, the Comp 20 provides the optimal equipment package for all **World Cup or FIS competitors**.



### DATA

Category	Competition
Brake width	85 mm
DIN Range	11.0 - 20.0
Boot type	A
Rec. skier's weight	60+ kg
Stand height	18 mm
Toe system	Comp 4linkage
AFD Gliding Plate	Stainless steel
Heel	TwinCam Comp
Color	black - flo - red
Weight/pc.	1375 g
Order No.	7120T1NG

## xCOMP 24

### KEY FEATURES



The race Xcomp 24 delivers ultimate performance for **professional skiers** by using **magnesium sole holders** and a **3-point mounting pattern** of the **one body toe piece**. It brings the point of applied power closer to the boot for a **more direct feeling** when initiating turns. Two additional shock absorbers and the mounting pattern provide a **more natural and harmonic flex**. A **teflon gliding plate** provides a smoother interface between boot and binding.



### DATA

Category	Race
Brake width	85 mm
DIN Range	12.0 - 24.0
Boot type	A
Rec. skier's weight	60+ kg
Stand height	18 mm
Toe system	xComp Competition
AFD Gliding Plate	Teflon
Heel	TCX Competition
Color	black - flo - red
Weight/pc.	1320 g
Order No.	7130U1MX

## xCOMP 18

### KEY FEATURES



The Xcomp 18 features the **same high end technology as the Xcomp 24** except with a **DIN range of 8.0 to 18.0**. The **3-point mounting pattern** with **two absorbers** and the **magnesium sole holders** provide maximum power transmission and excellent shock absorption and let the ski flex very naturally.



### DATA

Category	Race
Brake width	85 mm
DIN Range	11.0 - 20.0
Boot type	A
Rec. skier's weight	60+ kg
Stand height	18 mm
Toe system	xComp Competition
AFD Gliding Plate	Teflon
Heel	TCX Competition
Color	black - flo - red
Weight/pc.	1295 g
Order No.	7120U1MX





MARKER

# COMP

## PUSHING BOUNDARIES LEAVE YOUR COMFORT ZONE

Competing is in our genes. No matter if you are a **pro athlete** or a **beginner**, everyone likes a challenge. To learn and improve you need to **challenge yourself** and **push boundaries**: New skills are learnt when you are out of your comfort zone.

To leave those comfort zones and push your boundaries you need to **trust yourself** and **your material**.

### PERFORMANCE

New **absorber** for improved dynamics and next level release.



### AGILITY

Increased **strength** and **stiffness** plus more direct power transmission and a improved feedback.



### POWER

### TRANSMISSION

World Cup **screw connection** on the toe and heel offers the ultimate skiing experience.

#pushingboundaries

#leaveyourcomfortzone

NEW

## COMP 16

### KEY FEATURES



Maximum reliability and power at the highest speed and extreme edge angles on prepared slopes: the new Comp 16 replaces the XComp 16 with a **revised TCX heel piece and adapted Comp toe piece**. All components and materials belong to the top category. The **one-part toe piece comes with magnesium components** (the current heel piece is more rigid) to withstand more pressure and delivers a more direct transmission of force to the ski thanks to a drilling pattern borrowed from the World Cup. At the same time, in the reverse direction, the **feedback is more noticeable for the skier**, making it easier for them to adapt to different slope conditions. The tried-and-tested **Z value of up to 16** enables optimum ski performance for all **ambitious piste carvers and amateur racers**.



### DATA

Category	Race
Brake width	85 mm
DIN Range	6.0 - 16.0
Boot type	A
Rec. skier's weight	60+ kg
Stand height	18 mm
Toe system	Comp
AFD Gliding Plate	Teflon
Heel	Comp TCX
Color	black - flo - red
Weight/pc.	1200 g
Order No.	6920Y1MS

NEW

## COMP 12

### KEY FEATURES



The new Comp 12 is optimally adapted for **competitive racers** who seek the greatest possible reliability and power at all speeds and edge angles on prepared slopes. It replaces the XComp 12 and joins the race with a **revised TCX heel piece and adapted Comp toe piece**. The **current heel piece is more rigid and harder** and delivers a more direct transmission of force to the ski thanks to a screw position borrowed from the World Cup. At the same time, **the feedback is more noticeable for the skier**, making it easier for them to adapt to different slope conditions.



### DATA

Category	Race
Brake width	85 mm
DIN Range	4.0 - 12.0
Boot type	A
Rec. skier's weight	<120 kg
Stand height	18 mm
Toe system	Comp
AFD Gliding Plate	Teflon
Heel	Comp TCX
Color	black - flo - red
Weight/pc.	1160 g
Order No.	6820Y1MS

## COMP 10 TCX

### KEY FEATURES



Welcome to the world of **youth racing**. The Comp 10 TCX uses the **same heel technology as in the Comp bindings**, combined with the tried-and-tested **TLT toe** pieces and all perfectly adjusted to the weight and skiing performance of **young on-piste racers**. This binding enables top skiing performance with great power transfer.



### DATA

Category	Race
Brake width	85 mm
DIN Range	3.0 - 10.0
Boot type	A
Rec. skier's weight	30 - 105 kg
Stand height	18 mm
Toe system	2linkage
AFD Gliding Plate	Stainless steel
Heel	TCX Light
Color	black - flo - red
Weight/pc.	1095 g
Order No.	6520Y1MT

## COMP 10

### KEY FEATURES



The Comp 10 offers exactly what **racing kids** need: the right components to climb the ladder in racing competitions. The **Compact 3 heel** provides **easy step-in comfort** and great **power transmission** for **light-weight riders** and the light and sturdy **TLT-toe** handles lateral and backwards release. The binding works especially well in combination with the Jr Race interface. **Compatible with adult boot lug only.**



### DATA

Category	Race
Brake width	85 mm
DIN Range	3.0 - 10.0
Boot type	A
Rec. skier's weight	30 - 105 kg
Stand height	18 mm
Toe system	2linkage
AFD Gliding Plate	Stainless steel
Heel	Compact 3
Color	black - flo - red
Weight/pc.	830 g
Order No.	6520Y1MS

## COMP JUNIOR 8

### KEY FEATURES



Designed for **U10s and heavier U8s**. The Comp Junior 8 is perfectly adjusted for the requirements of the youngest racers with a DIN setting up to 8. Tailor-made for lightweight on-piste skiers who know how to set a good, hard edge. The **TLT toe** and **Compact 3 heel** designs deliver higher performance than the 7.0 and 4.5 bindings. Attention: **The heel fits kids' boots only!**



### DATA

Category	Race
Brake width	85 mm
DIN Range	2.0 - 8.0
Boot type	C
Rec. skier's weight	25 - 100 kg
Stand height	18 mm
Toe system	2linkage Junior
AFD Gliding Plate	Stainless steel
Heel	Compact 3
Color	black - flo - red
Weight/pc.	830 g
Order No.	6320Y1MS





NEW

## WC PC INTERFACE

## KEY FEATURES



The Piston® Control Interface derived from World Cup interfaces comes with an integrated **high-tech oil-hydraulic damper** which converts energy directly into speed. The skiing experience is simply stunning, because the Piston® Control System only reacts to negative rebound and shocks, the turn initiation is faster, the edge grip more direct, effortless from turn to turn. Compared to the previous version, a softer center piece has been installed, which ensures a **more homogeneous flex** over the entire length of the ski. The new hole pattern with extended mounting options ensures optimum hold and function on all ski models. The new, more stable clamps ensure improved power transmission, especially at the end of the turn. It's a perfect match with all race skis and **fully compatible** with all **MARKER Race bindings**.



## DATA

	WC PC Interface	WC PC Interface
<b>Category</b>	10 mm	14 mm
<b>Stand height</b>	Race	Race
<b>Width / Length</b>	10 mm	14 mm
<b>Sole Length</b>	59 / 542 mm	59 / 542 mm
<b>Color</b>	260 - 362 mm	260 - 362 mm
<b>Weight/pc.</b>	Black	Black
<b>Order No.</b>	710 g	709 g
	2020Y1SS (10 mm)	2022Y1SS (14 mm)
	2020Y1SB	2022Y1SC
	(10 mm; bulk)	(14 mm; bulk)

## ALU PRO PLATE

## KEY FEATURES

The pro interface for the speed disciplines in the World Cup, designed for the **most extreme conditions** in the high-speed sector. The bearing, which is made of high-tensile high-tech aluminum for the **most direct power transmission** without any tolerance range, is not comparable with the Piston Control Interface. In the **professional race** circuit there is absolutely no alternative to the Alu Pro Plate.



## DATA

<b>Category</b>	All Mountain
<b>Stand height</b>	10 mm
<b>Sole Length</b>	260 - 340 mm
<b>Color</b>	Aluminium
<b>Weight/pc.</b>	850 g
<b>Order No.</b>	2030S1MP

MARKER



2024/25

FREERIDE



# DUKE PT 16

## KEY FEATURES



The Duke PT 16 (DIN 6-16) is Royal Family's **top model** and sets another milestone. It combines the superior functionality and **downhill performance of a Jester** with comfortable uphill properties of a **pin binding**. An absolute highlight is the innovative **Ride & Hike toe**. For walking mode the upper part is simply unlocked and tilted forward, uncovering the pin binding. To save swing weight the upper jaw part can be taken off and stored in the backpack. The **multi functional Lock & Walk** unit automatically locks the brakes and provides a **10° climbing aid**. For downhill mode the front jaw section is clicked back onto the base plate, quadruple secured by the **Auto Quad Lock technology**. Now the toe piece works just like an **alpine toe with all of its advantages!** The heel is the latest generation of **Interpivot 3 freeride heels** with **lightweight magnesium housing** and improved stiffness. The low height of 24 mm allows for direct power transmission and fast edge changes. Thanks to **Multinorm**, all Duke PT are compatible to **alpine, touring and GripWalk boots**.



## DATA

<b>Category</b>	Freeride
<b>Brake width</b>	100 mm, 125 mm
<b>DIN Range</b>	6.0 - 16.0
<b>Boot type</b>	A / T / GW A
<b>Rec. skier's weight</b>	60+ kg
<b>Stand height</b>	24 mm
<b>Toe system</b>	Ride & Hike
<b>AFD Gliding Plate</b>	Stainless steel
<b>Heel</b>	Inter Pivot 3
<b>Color</b>	anthracite - black (C1) tan - black (C2)
<b>Weight/pc.</b>	1050 g (uphill) 1350 g (downhill)
<b>Order No.</b>	7650Y1AS (C1, 100 mm) 7650Y1AB (C1, 125 mm)  7650X1BS (C2, 100 mm) 7650X1BB (C2, 125 mm)

Boot Types  
**A** = Alpine Adult sole; **C** = Alpine Children sole  
**GW A** = GripWalk Adult sole; **GW C** = GripWalk Children sole; **T** = Touring Boots



# DUKE PT 13

## KEY FEATURES



The Duke PT 13 with a **DIN 4-13** combines the **performance of a Griffon with comfortable uphill properties of a pin binding**. An absolute highlight is the innovative **Ride & Hike toe**. For walking mode the upper part is simply unlocked and tilted forward, uncovering the pin binding. To save swing weight the upper jaw part can be taken off and stored in a backpack. The multi functional **Lock & Walk unit automatically locks** the brakes and provides a **10° climbing aid**. For downhill mode the front jaw section is clicked back onto the base plate, quadruple secured by the **Auto Quad Lock technology**. Now the toe piece **works just like an alpine toe** with all of its advantages! The heel is the latest generation of **Inter Pivot heels**. The low height of 24 mm allows for direct power transmission and fast edge changes. Thanks to **Multinorm** all Duke PT are compatible to **alpine, touring and GripWalk boots**.



## DATA

<b>Category</b>	Freeride
<b>Brake width</b>	100 mm, 125 mm
<b>DIN Range</b>	4.0 - 13.0
<b>Boot type</b>	A / T / GW A
<b>Rec. skier's weight</b>	< 120 kg
<b>Stand height</b>	24 mm
<b>Toe system</b>	Ride & Hike
<b>AFD Gliding Plate</b>	Stainless steel
<b>Heel</b>	Inter Pivot 3
<b>Color</b>	grey - black
<b>Weight/pc.</b>	1000 g (uphill) 1300 g (downhill)
<b>Order No.</b>	7550Y1GS (100 mm) 7550Y1GB (125 mm)

# DUKE PT 11

## KEY FEATURES



The Duke PT 11 with a **DIN 3-11** combines the **performance of a Squire with comfortable uphill properties of a pin binding**. An absolute highlight is the innovative **Ride & Hike toe**. For walking mode the upper part is simply unlocked and tilted forward, uncovering the pin binding. To save swing weight the upper jaw part can be taken off and stored in a backpack. The **multi functional Lock & Walk** unit automatically locks the brakes and provides a **10° climbing aid**. For downhill mode the front jaw section is clicked back onto the base plate, quadruple secured by the **Auto Quad Lock technology**. Now the toe piece works just like an **alpine toe** with all of its advantages! The heel is the latest generation of **Inter Pivot heels**. The low height of 24 mm allows for direct power transmission and fast edge changes. Thanks to **Multinorm** all Duke PT are compatible to **alpine, touring and GripWalk boots**.



## DATA

<b>Category</b>	Freeride
<b>Brake width</b>	100 mm, 125 mm
<b>DIN Range</b>	3.0 - 11.0
<b>Boot type</b>	A / T / GW A
<b>Rec. skier's weight</b>	30 - 110 kg
<b>Stand height</b>	24 mm
<b>Toe system</b>	Ride & Hike
<b>AFD Gliding Plate</b>	Stainless steel
<b>Heel</b>	Hollow linkage 2
<b>Color</b>	anthracite - grey
<b>Weight/pc.</b>	950 g (uphill) 1150 g (downhill)
<b>Order No.</b>	7450X1AS (100 mm) 7450X1AB (125 mm)



# JESTER 18 PRO

KEY FEATURES



The Jester 18 Pro delivers the **ultimate performance** for skiers who want to go big. Up front, the **Triple Pivot Elite 3 toe** piece features magnesium toe wings and an integrated Anti-Ice Rail to remove snow and ice from your boots - the horizontal spring means there is less swing weight and a shorter footprint on the ski. The **Inter Pivot 3 heel** with **magnesium heel bracket** supplements this binding's signature power transmission and makes it easier to step in, especially with today's rubber boot soles. Multi-Norm technology offers **100% compatibility** with **any boot** fitting the ISO 5355 (Alpine), ISO 9532 (Alpine Touring), and ISO 23223 (Improved Walking Sole) norms.



DATA

<b>Category</b>	Freeride
<b>Brake width</b>	90 mm, 110 mm, 120 mm
<b>DIN Range</b>	8.0 - 18.0
<b>Boot type</b>	A / T / GW A
<b>Rec. skier's weight</b>	60+ kg
<b>Stand height</b>	24 mm
<b>Toe system</b>	TP Elite 3
<b>AFD Gliding Plate</b>	Stainless steel
<b>Heel</b>	Inter Pivot 3
<b>Color</b>	black
<b>Weight/pc.</b>	1105 g
<b>Order No.</b>	7924Y1JS (90 mm) 7924Y1JV (110 mm) 7924Y1JB (120 mm)

# JESTER 16

KEY FEATURES



From its very beginning 10 years ago, the MARKER Jester has ruled the mountain. The Jester 16 continues that heritage, from the **highest peaks** and **steepest lines** all the way to the **park and pipe**. Incorporating magnesium sole holders in the toe and the even lighter magnesium **Interpivot 3 heel**. This makes for less weight, higher stiffness and improved power transmission. The Anti Ice Rail is pretty handy to scrape off the snow from the boot sole. All MARKER Royal Family bindings feature **Power Width Design** that make skis perform at their best. Due to the incorporated **Multinorm** construction the Jester 16 is compatible for GripWalk, alpine and touring boots.



DATA

<b>Category</b>	Freeride
<b>Brake width</b>	90 mm, 100 mm, 110 mm, 120 mm
<b>DIN Range</b>	6.0 - 16.0
<b>Boot type</b>	A / T / GW A
<b>Rec. skier's weight</b>	60+ kg
<b>Stand height</b>	24 mm
<b>Toe system</b>	TP Elite 3
<b>AFD Gliding Plate</b>	Stainless steel
<b>Heel</b>	Inter Pivot 3
<b>Color</b>	anthracite - black (C1) anthracite - black - red (C2) grey - turquoise (C3)
<b>Weight/pc.</b>	1070 g
<b>Order No.</b>	7624X1JA (C1/90 mm) 7624Y1GA (C3/90 mm) 7624X1JB (C1/100 mm) 7624Y1GB (C3/100 mm) 7624X1JC (C1/110 mm) 7624Y1GC (C3/110 mm) 7624X1JD (C1/120 mm) 7624Y1GD (C3/120 mm)
	7624Y1RA (C2/90 mm) 7624Y1RB (C2/100 mm) 7624Y1RC (C2/110 mm) 7624Y1RD (C2/120 mm)

# GRIFFON 13

KEY FEATURES



The **lighter version** of the Jester, providing the same features for **younger and lighter riders**, is one of the most versatile freeride bindings on the market today, made for advanced to expert skiers. The Griffon 13 is equipped with the **Triple Pivot Elite toe** and **Inter Pivot 3 freeride heel**. Both are light and stiff and deliver improved edge grip and control. In addition, the Anti Ice Rail ensures effortless scraping off snow and ice from the boot sole. Its Multinorm technology allows to adjust the binding to accommodate either touring, GripWalk or alpine boot sole norms. On top the Griffon 13 features enhanced screws and a centralized swing weight, **ideal for spins & twists**. Griffon 13 is available with 90, 100, 110 and 120 mm brakes in 6 color combinations.



DATA

<b>Category</b>	Freeride
<b>Brake width</b>	90 mm, 100 mm, 110 mm, 120 mm
<b>DIN Range</b>	4.0 - 13.0
<b>Boot type</b>	A / T / GW A
<b>Rec. skier's weight</b>	< 120 kg
<b>Stand height</b>	24 mm
<b>Toe system</b>	TP Elite 3
<b>AFD Gliding Plate</b>	Stainless steel
<b>Heel</b>	Inter Pivot 3
<b>Color</b>	anthracite - black (C1), white (C2), grey silver (C3), black - tan (C4), black - blue (C5), black purple (C6)
<b>Weight/pc.</b>	1030 g
<b>Order No.</b>	7524U1GA (C1/90 mm) 7524X1GG(C3/90 mm) 7524Y1BA (C5/90 mm) 7524U1GB (C1/100 mm) 7524X1GH (C3/100 mm) 7524Y1BB (C5/100 mm) 7524U1GC (C1/110 mm) 7524X1GJ (C3/110 mm) 7524Y1BC (C5/110 mm) 7524U1GD (C1/120 mm) 7524X1GO (C3/120 mm) 7524Y1BD (C5/120 mm)
	7524U1GE (C2/90 mm) 7524Y1TA (C4/90 mm) 7524Y1VA (C6/90 mm) 7524U1GF (C2/100 mm) 7524Y1TB (C4/100 mm) 7524Y1VB (C6/100 mm) 7524U1GP (C2/110 mm) 7524Y1TC (C4/110 mm) 7524Y1VC (C6/110 mm) 7524U1GR (C2/120 mm) 7524Y1TD (C4/120 mm) 7524Y1VD (C6/120 mm)





**MARKER**

# PERFECT MATCH BINDINGS

MARKER is teaming up with EOC ski brands for an **exclusive binding collaboration** on selected skis. We're thrilled about the fantastic partnership with **Völkl, Line,** and **K2**, featuring the **Squire 11** and the **Jester 16** bindings. Elevate the skiing experience with this incredible fusion of innovation and MARKER excellence!

[#markerbindings](#)

## SQUIRE 11 with Völkl Revolt 96



DATA	
Category	Freeride
Brake width	90 mm
DIN Range	3.0 - 11.0
Boot type	A / GW A
Rec. skier's weight	30 - 110 kg
Stand height	24 mm
Toe system	TP Light 2
AFD Gliding Plate	Stainless steel
Heel	Hollow linkage 2
Color	yellow - black
Weight/pc.	820 g
Order No.	7424Y1SV

## JESTER 16 with Völkl Blaze 114



DATA	
Category	Freeride
Brake width	120 mm
DIN Range	6.0 - 16.0
Boot type	A / GW A
Rec. skier's weight	60+ kg
Stand height	24 mm
Toe system	TP Elite 3
AFD Gliding Plate	Stainless steel
Heel	Inter Pivot 3
Color	black - petrol
Weight/pc.	1070 g
Order No.	7624Y13V

## JESTER 16 with Line Cronic 101



DATA	
Category	Freeride
Brake width	100 mm
DIN Range	6.0 - 16.0
Boot type	A / GW A
Rec. skier's weight	60+ kg
Stand height	24 mm
Toe system	TP Elite 3
AFD Gliding Plate	Stainless steel
Heel	Inter Pivot 3
Color	black - white
Weight/pc.	1070 g
Order No.	7624Y1JL

## JESTER 16 with K2 Mindbender 106



DATA	
Category	Freeride
Brake width	110 mm
DIN Range	6.0 - 16.0
Boot type	A / GW A
Rec. skier's weight	60+ kg
Stand height	24 mm
Toe system	TP Elite 3
AFD Gliding Plate	Stainless steel
Heel	Inter Pivot 3
Color	darkblue - black
Weight/pc.	1070 g
Order No.	7624Y1JK



# SQUIRE 11

**KEY FEATURES**



The Squire 11 has progressive looks and is specially designed for **lighter weight** but fully motivated **freeride** and **freestyle rookies**. A lightweight **Triple Pivot Light toe** piece features a distinctive Ice Off Rail to keep the sole free of snow and ice. A state-of-the-art **Hollow Linkage heel** with its wider boot holder reduces the step-in force by approximately 35%, even with GripWalk soles. All in all, the Squire 11 is very compact and, despite its GripWalk compatibility, only 24 mm high, which allows a very direct feel and ski control. Available in six colour combinations.



**DATA**

<b>Category</b>	Freeride		
<b>Brake width</b>	90 mm, 110 mm, 120 mm		
<b>DIN Range</b>	3.0 - 11.0		
<b>Boot type</b>	A / T / GW A		
<b>Rec. skier's weight</b>	30 - 110 kg		
<b>Stand height</b>	24 mm		
<b>Toe system</b>	TP Light 2		
<b>AFD Gliding Plate</b>	Stainless steel		
<b>Heel</b>	Hollow linkage 2		
<b>Color</b>	black (C1), white (C2), grey - tan (C3), black - teal (C4), black - purple (C5)		
<b>Weight/pc.</b>	820 g		
<b>Order No.</b>	7424V1MA (C1/90 mm)	7424Y1TA (C3/90 mm)	7424X1MU (C5/90 mm)
	7424V1MB (C1/100 mm)	7424Y1TB (C3/100 mm)	7424X1MV (C5/100 mm)
	7424V1MC (C1/110 mm)	7424Y1TC (C3/110 mm)	7424X1MW (C5/110 mm)
	7424V1MD (C2/90 mm)	7424Y1PA (C4/90 mm)	
	7424V1ME (C2/100 mm)	7424Y1PB (C4/100 mm)	
	7424V1MF (C2/110 mm)	7424Y1PC (C4/110 mm)	

# SQUIRE 10

**KEY FEATURES**



The perfect choice for **newcomers to freeriding and freestyle**. A very light **Triple Pivot Light toe** piece ensures direct and easy power transmission in every skiing situation. The matching, proven **Compact 3 heel** offers excellent release characteristics with a very low step-in force. Getting started on **park and pipe** is even more fun with the latest Royal Family design, an **attractive price** and a freeride brake perfectly designed for the purpose.



**DATA**

<b>Category</b>	Freeride
<b>Brake width</b>	85 mm, 100 mm
<b>DIN Range</b>	3.0 - 10.0
<b>Boot type</b>	A / GW A
<b>Rec. skier's weight</b>	30 - 105 kg
<b>Stand height</b>	20 mm
<b>Toe system</b>	TP Light 2
<b>AFD Gliding Plate</b>	Stainless steel
<b>Heel</b>	Compact 3
<b>Color</b>	black - anthracite
<b>Weight/pc.</b>	815 g
<b>Order No.</b>	7224V1MA (85 mm)
	7224V1MB (100 mm)



2024/25

TOURING



# KINGPIN M-WERKS 12

## KEY FEATURES



MARKER's **state-of-the-art** performance pin binding with DIN settings of up to 12. The Kingpin M-Werks 12 has a **carbon-reinforced heel** and weighs just **655 g** including brake. It offers the **ultimate** in uphill and downhill performance thanks to features such as an **XXL power transmitter** and ergonomically shaped climbing aid. A very stiff, similarly carbon-reinforced front with an **ISI toe** piece makes the binding easier to step into, as a wide footprint with integrated stop automatically positions and aligns your boot. Kinematically optimised pin levers then allow the pins to snap shut with just a gentle push.



## DATA

<b>Category</b>	Touring
<b>Brake width</b>	75 - 100 mm, 100 - 125 mm
<b>DIN Range</b>	5.0 - 12.0
<b>Boot type</b>	T
<b>Rec. skier's weight</b>	< 120 kg
<b>Stand height</b>	21,5 mm
<b>Toe system</b>	Pin ISI
<b>Heel</b>	Kingpin
<b>Color</b>	black - red
<b>Weight/pc.</b>	655 g
<b>Order No.</b>	7831W1CS (75 - 100 mm) 7831W1CW (100 - 125 mm)

# KINGPIN 13

## KEY FEATURES



The legendary Kingpin combines the **lightweight ISI pin toe** piece with an **alpine heel** piece including 0°/7°/13° climbing aid. This makes it very easy to walk on any terrain and ensures great descents with **outstanding performance** and top-level release functionality. The binding is therefore perfect for ambitious **backcountry** and **freeride touring** enthusiasts. A very stiff, carbon-reinforced front with an ISI toe piece makes the binding easier to step into, as a wide footprint with integrated stop automatically positions and aligns your boot. Kinematically optimised pin levers then allow the pins to snap shut with just a gentle push. The wide hole pattern and XXL power transmitters deliver the **ultimate** in **direct power transmission** for the utmost control and fun on the descent.



## DATA

<b>Category</b>	Touring
<b>Brake width</b>	75 - 100 mm, 100 - 125 mm
<b>DIN Range</b>	6.0 - 13.0
<b>Boot type</b>	T
<b>Rec. skier's weight</b>	< 120 kg
<b>Stand height</b>	21,5 mm
<b>Toe system</b>	Pin ISI
<b>Heel</b>	Kingpin
<b>Color</b>	black - red
<b>Weight/pc.</b>	715 g
<b>Order No.</b>	7933W1MA (75 - 100 mm) 7933W1MB (100 - 125 mm)

# KINGPIN 10

## KEY FEATURES




The legendary Kingpin combines the **lightweight ISI pin toe** piece with an **alpine heel** piece including 0°/7°/13° climbing aid. This makes it very easy to walk on any terrain and ensures great descents with **outstanding performance** and top-level release functionality. The binding is therefore perfect for ambitious **backcountry** and **freeride touring** enthusiasts. A very stiff, carbon-reinforced front with an ISI toe piece makes the binding easier to step into, as a wide footprint with integrated stop automatically positions and aligns your boot. Kinematically optimised pin levers then allow the pins to snap shut with just a gentle push. The wide hole pattern and XXL power transmitters deliver the **ultimate** in **direct power transmission** for the utmost control and fun on the descent.



## DATA

<b>Category</b>	Touring
<b>Brake width</b>	75 - 100 mm, 100 - 125 mm
<b>DIN Range</b>	5.0 - 10.0
<b>Boot type</b>	T
<b>Rec. skier's weight</b>	30 - 105 kg
<b>Stand height</b>	21,5 mm
<b>Toe system</b>	Pin ISI
<b>Heel</b>	Kingpin
<b>Color</b>	black - red
<b>Weight/pc.</b>	695 g
<b>Order No.</b>	7733W1MA (75 - 100 mm) 7733W1MB (100 - 125 mm)







FREE YOUR MIND

MARKER

# ALPINIST FREE

**Ski Touring** is the best way of discovering the mountains on your own terms away from the ski resorts. In unspoiled natural surroundings you can **recover from the stresses of day-to-day life** and **recharge your batteries**.

Our new **Alpinist FREE** binding is perfectly tailored to what **demanding tours** require.

So you can be **entirely in the moment**.

## PERFORMANCE BOOSTER

For **direct power transmission** and the ultimate **downhill performance**.



## ALPINIST FREE BASE

For the **ultimate ski experience** with an even more **reliable descent**.



## ALPINIST DESIGN

With all the advantages of the **Alpinist product family**.

#freeyourmind

NEW

## ALPINIST FREE 13

### KEY FEATURES



The **new Alpinist Free** with a Z value of **6.0 to 13.0** weighs just **395 g** including the brake and delivers **noticeably improved force transmission** and **ski performance** thanks to the **new wider base area**. This means the pin binding is the first choice when every gram counts on long ascents followed by unforgettable **freeride descents**.

Like the predecessor model, in addition to the Alpinist heel piece, it is equipped with the extra rigid, carbon-reinforced **ISI toe piece**, whose **wider platform** enables simplified and intuitive step-in. The clever kinematics of the pin lever allow the pins to be snapped in with very little force. The Alpinist's heel piece offers a full 35 mm adjustment range as well as 0°, 5°, and 9° climbing aids. The wide drilling pattern of the Alpinist Free also supports the very good transmission of force to the edges and the overall design allows active length compensation, which does not affect the ski's flex behaviour. The Alpinist Free is made from **sustainable materials** such as **recycled** or **bio-based plastic**.



### DATA

<b>Category</b>	Touring
<b>Brake width</b>	105 mm (w/o brake)
<b>DIN Range</b>	6.0 - 13.0
<b>Boot type</b>	T
<b>Rec. skier's weight</b>	< 120 kg
<b>Stand height</b>	13 mm
<b>Toe system</b>	Pin ISI
<b>Heel</b>	Alpinist
<b>Color</b>	black - silver
<b>Weight/pc.</b>	395 g
<b>Order No.</b>	7920Y1FS (105 mm) 7921Y1FS (w/o brake)

NEW

## ALPINIST FREE 11

### KEY FEATURES



The **new Alpinist Free** with a Z value of **4.0 to 11.0** weighs just **395 g** including the brake and delivers **noticeably improved force transmission** and **ski performance** thanks to the new wider base area. The Alpinist Free binding is the first choice when every gram counts on long ascents followed by unforgettable **freeride descents**.

Like the predecessor model, in addition to the Alpinist heel piece, it is equipped with the extra rigid, carbon-reinforced **ISI toe piece**, whose **wider platform** enables simplified and intuitive step-in. The clever kinematics of the pin lever allow the pins to be snapped in with very little force. The Alpinist's heel piece offers a full 35 mm adjustment range as well as 0°, 5°, and 9° climbing aids. The wide drilling pattern of the Alpinist Free also supports the very good transmission of force to the edges and the overall design allows active length compensation, which does not affect the ski's flex behaviour. The Alpinist Free is made from **sustainable materials** such as **recycled** or **bio-based plastic**.



### DATA

<b>Category</b>	Touring
<b>Brake width</b>	105 mm (w/o brake)
<b>DIN Range</b>	4.0 - 11.0
<b>Boot type</b>	T
<b>Rec. skier's weight</b>	max. 110 kg
<b>Stand height</b>	13 mm
<b>Toe system</b>	Pin ISI
<b>Heel</b>	Alpinist
<b>Color</b>	black - silver
<b>Weight/pc.</b>	395 g
<b>Order No.</b>	7720Y1FS (105 mm) 7721Y1FS (w/o brake)



# ALPINIST 12

## KEY FEATURES



The **ultra-light** Alpinist pin binding (270 g not including brake) offers everything **experienced touring skiers** need. Its construction allows active length compensation without affecting the ski's flex. A very stiff, carbon-reinforced front with an **ISI toe** piece makes the binding **easier to step into**, as a wide footprint with integrated stop automatically positions and aligns your boot. Kinematically **optimised pin levers** then allow the pins to snap shut with just a gentle push. The heel features 0°, 5° and 9° climbing aids and can be **switched quickly and easily** from ascent to descent mode. A 38 mm wide hole pattern transfers power brilliantly to the edges, which means control and great steering.



## DATA

<b>Category</b>	Touring
<b>Brake width</b>	90 mm (w/o brake)
<b>DIN Range</b>	6.0 - 12.0
<b>Boot type</b>	T
<b>Rec. skier's weight</b>	max. 110 kg
<b>Stand height</b>	13 mm
<b>Toe system</b>	Pin ISI
<b>Heel</b>	Alpinist
<b>Color</b>	black
<b>Weight/pc.</b>	360 g (90 mm) 270 g (w/o brake)
<b>Order No.</b>	7832W1MS (90 mm) 7833W1MS (w/o brake)

# ALPINIST 10

## KEY FEATURES



The **ultra-light** Alpinist pin binding (270 g without brake) offers everything **experienced touring skiers** need. Its construction allows active length compensation without affecting the ski's flex. A very stiff, carbon-reinforced front with an **ISI toe** piece makes the binding **easier to step into**, as a wide footprint with integrated stop automatically positions and aligns your boot. Kinematically **optimised pin levers** then allow the pins to snap shut with just a gentle push. The heel features 0°, 5° and 9° climbing aids and can be **switched quickly and easily** from ascent to descent mode. A 38 mm wide hole pattern transfers power brilliantly to the edges, which means control and great steering.



## DATA

<b>Category</b>	Touring
<b>Brake width</b>	90 mm (w/o brake)
<b>DIN Range</b>	4.0 - 10.0
<b>Boot type</b>	T
<b>Rec. skier's weight</b>	max. 110 kg
<b>Stand height</b>	13 mm
<b>Toe system</b>	Pin ISI
<b>Heel</b>	Alpinist
<b>Color</b>	black
<b>Weight/pc.</b>	360 g (90 mm) 270 g (w/o brake)
<b>Order No.</b>	7732W1MS (90 mm) 7733W1MS (w/o brake)

# ALPINIST 8

## KEY FEATURES



The **ultra-light** (270 g not including brake) and durable touring pin binding for high alpine challenges with DIN settings **up to 8**, specifically **optimized for light weight touring enthusiasts**. Its construction allows active length compensation without affecting the ski's flex. A very stiff, carbon-reinforced front with an **ISI toe** piece makes the binding **easier to step into**, as a wide footprint with integrated stop automatically positions and aligns your boot. Kinematically **optimised pin levers** then allow the pins to snap shut with just a gentle push. The heel features 0°, 5° and 9° climbing aids and can be **switched quickly and easily** from ascent to descent mode. A 38 mm wide hole pattern transfers power brilliantly to the edges, which means control and great steering.



## DATA

<b>Category</b>	Touring
<b>Brake width</b>	90 mm (w/o brake)
<b>DIN Range</b>	3.0 - 8.0
<b>Boot type</b>	T
<b>Rec. skier's weight</b>	max. 110 kg
<b>Stand height</b>	13 mm
<b>Toe system</b>	Pin ISI
<b>Heel</b>	Alpinist
<b>Color</b>	black (C1) black - purple (C2)
<b>Weight/pc.</b>	360 g (90 mm) 270 g (w/o brake)
<b>Order No.</b>	7432W1MS (C1/90 mm) 7433W1MS (C1/w/o brake) 7432W1MV (C2/90 mm) 7433W1MV (C2/w/o brake)

# ALPINIST 12 LONGTRAVEL

## KEY FEATURES



The ultra-light Alpinist pin binding with **extended, 35 mm adjustment range** for soles of different lengths. It offers everything experienced tourers need. Its construction allows active length compensation without affecting the ski's flex. A very stiff, carbon-reinforced front with an **ISI toe** piece makes the binding **easier to step into**, as a wide footprint with integrated stop automatically positions and aligns your boot. Kinematically **optimised pin levers** then allow the pins to snap shut with just a gentle push. The heel features 0°, 5° and 9° climbing aids and can be **switched quickly and easily** from ascent to descent mode. A 38 mm wide hole pattern transfers power brilliantly to the edges, which means control and great steering.



## DATA

<b>Category</b>	Touring
<b>Brake width</b>	(w/o brake)
<b>DIN Range</b>	6.0 - 12.0
<b>Boot type</b>	T
<b>Rec. skier's weight</b>	max. 110 kg
<b>Stand height</b>	13 mm
<b>Toe system</b>	Pin ISI
<b>Heel</b>	Alpinist
<b>Color</b>	black
<b>Weight/pc.</b>	270 g (w/o brake)
<b>Order No.</b>	7834W1ML



# ALPINIST 10 LONGTRAVEL

## KEY FEATURES



The **ultra-light** Alpinist pin binding with **extended, 35 mm** adjustment range for **soles of different lengths**. It offers everything experienced tourers need. Its construction allows active length compensation without affecting the ski's flex. A very stiff, carbon-reinforced front with an **ISI toe** piece makes the binding **easier to step into**, as a wide footprint with integrated stop automatically positions and aligns your boot. Kinetically **optimised pin levers** then allow the pins to snap shut with just a gentle push. The heel features 0°, 5° and 9° climbing aids and can be **switched quickly and easily** from ascent to descent mode. A 38 mm wide hole pattern transfers power brilliantly to the edges, which means control and great steering.

# ALPINIST JR LONGTRAVEL

## KEY FEATURES



The Alpinist Junior Long Travel combines **maximum performance** with **minimum effort**. If you want to get serious about touring, you can't get around a **pin binding**. The Alpinist JR is designed for a skier's weight up to about 65 kg, **for children and young people** who regularly go to the mountain and need **optimal performance**. The DIN range is adjusted with **2 - 6** for the young tourer. The heel adjustment range of **35 mm** (-7.5 / +27.5mm) also allows the binding to **grow over a wide range**. Three walking modes (0°, 7° and 12°) offer the best ascent comfort in any terrain. Basically, the Alpinist JR has all the features of its „big“ siblings. However, thanks to the **Junior U-Bow**, young skiers also benefit from the reduced entry forces and the low weight of only 360 g (with brake) per binding, which is mainly thanks to the extra-light fiberglass-reinforced climbing aids. The Alpinist JR Long Travel is delivered with a 90 mm brake.

# CRUISE 12

## KEY FEATURES



We think about tomorrow! The Cruise is mostly made from **bio-based and recycled plastics**, without compromising on quality and performance. This reduces waste and carbon emissions compared to the conventional manufacturing process.

And when it comes to skiing qualities: Keep it **easy** for maximum **fun!** The MARKER Cruise weighing just **475 g** per binding (including brakes) allows an **incredibly simple, comfortable**, and modern entry into the world of ski touring. The pin binding comes with a number of outstanding features that make life easier for **touring newcomers**. The **ISI toe** piece and heel piece noticeably **reduce the effort** required to **step in**. The heel is particularly easy to operate and features a color-coded climbing aid for comfortable climbing at 0°, 8°, and 12°. The ergonomic design allows the heel piece to be **rotated easily** through **180°** while the brake is automatically locked. This makes switching from hike mode to ski mode and back again quick and easy. The independent adjustment of vertical and horizontal release also further **reduces the risk of false release** during descent.

# CRUISE 10

## KEY FEATURES



We think about tomorrow! The Cruise is mostly made from **bio-based and recycled plastics**, without compromising on quality and performance. This reduces waste and carbon emissions compared to the conventional manufacturing process.

And when it comes to skiing qualities: Keep it **easy** for maximum **fun!** The MARKER Cruise weighing just **475 g** per binding (including brakes) allows an **incredibly simple, comfortable**, and modern entry into the world of ski touring. The pin binding comes with a number of outstanding features that make life easier for **touring newcomers**. The **ISI toe** piece and heel piece noticeably **reduce the effort** required to **step in**. The heel is particularly easy to operate and features a color-coded climbing aid for comfortable climbing at 0°, 8°, and 12°. The ergonomic design allows the heel piece to be **rotated easily** through **180°** while the brake is automatically locked. This makes switching from hike mode to ski mode and back again quick and easy. The independent adjustment of vertical and horizontal release also further **reduces the risk of false release** during descent.



## DATA

Category	Touring
Brake width	(w/o brake)
DIN Range	4.0 - 10.0
Boot type	T
Rec. skier's weight	max. 110 kg
Stand height	13 mm
Toe system	Pin ISI
Heel	Alpinist
Color	black
Weight/pc.	270 g
Order No.	7734W1ML



## DATA

Category	Touring
Brake width	90 mm
DIN Range	2.0 - 6.0
Boot type	T
Rec. skier's weight	max. 65 kg
Stand height	13 mm
Toe system	Pin ISI
Heel	Alpinist
Color	anthracite - white
Weight/pc.	360 g
Order No.	7232X1MJ



## DATA

Category	Touring
Brake width	90 mm, 105 mm
DIN Range	6.0 - 12.0
Boot type	T
Rec. skier's weight	max. 110 kg
Stand height	23 mm
Toe system	Pin ISI
Heel	Cruise
Color	black - green
Weight/pc.	475 g
Order No.	7810X1MS (90 mm) 7810X1MW (105 mm)



## DATA

Category	Touring
Brake width	90 mm, 105 mm
DIN Range	4.0 - 10.0
Boot type	T
Rec. skier's weight	< 110 kg
Stand height	23 mm
Toe system	Pin ISI
Heel	Cruise
Color	black - green
Weight/pc.	475 g
Order No.	7610X1MS (90 mm) 7610X1MW (105 mm)



## F12 TOUR EPF

### KEY FEATURES



MARKER's F12 Tour EPF is ideal for skiers who want to **cross over** from **alpine touring** to **resort skiing** on occasion. EPF (Extended Power Frame) features a **super wide connection** to the ski, maximizing power transmission and enhancing the **downhill skiing** ability of this **exceptional uphill climbing** product. On top it makes turn initiation easier in any snow conditions.



### DATA

<b>Category</b>	Touring
<b>Size</b>	S 265 - 325 L 305 - 365
<b>Brake width</b>	100 mm, 110 mm
<b>DIN Range</b>	4.0 - 12.0
<b>Boot type</b>	A / T / GW A
<b>Rec. skier's weight</b>	< 120 kg
<b>Stand height</b>	36 mm
<b>Toe system</b>	TP Light 2
<b>AFD Gliding Plate</b>	Stainless steel
<b>Heel</b>	Hollow linkage 2
<b>Color</b>	black - anthracite
<b>Weight/pc.</b>	1180 g (S 265 - 305) 1190 g (L 305 - 365)
<b>Order No.</b>	S: 7816W1SS (100), 7816W1SE (110) L: 7816W1LS (100), 7816W1LE (110)

## F10 TOUR

### KEY FEATURES



MARKER's F10 Tour is an ideal **entry level touring** binding that can offer years of **great performance**. Focusing on producing the right binding for the end user is MARKER's DNA. For the skier who wants a very light **all-day touring setup** with solid **all-mountain performance**, the Tour 10 features a DIN range of 3-10, making it a great choice for **lighter weight skiers**. Compatible with alpine and touring boots, thanks to **Multinorm!** The climbing aid works with 0°, 7° and 13° for relaxed uphill climbing in any angle.



### DATA

<b>Category</b>	Touring
<b>Size</b>	S 265 - 325 L 305 - 365
<b>Brake width</b>	90 mm, 100 mm
<b>DIN Range</b>	3.0 - 10.0
<b>Boot type</b>	A / T / GW A
<b>Rec. skier's weight</b>	30 - 105 kg
<b>Stand height</b>	36 mm
<b>Toe system</b>	TP Light 2
<b>AFD Gliding Plate</b>	Stainless steel
<b>Heel</b>	Hollow linkage 2
<b>Color</b>	black - white
<b>Weight/pc.</b>	1090 g (S 265 - 305) 1100 g (L 305 - 365)
<b>Order No.</b>	S: 7716W1TC (100), 7716W1TS (110) L: 7716W1TD (100), 7716W1TL (110)

## F5 JR TOUR

### KEY FEATURES



The F5 JR Tour with a DIN range from 1.5 to 5 is a binding for all occasions and every adventure. Whether on the **slopes** or **climbing** to the next peak – nothing stands in the way of the perfect ski day. The **frame binding** offers all the **touring features** for ascents, such as the 0°, 7°, and 13° climbing aid, but also delivers optimal transmission of energy and performance on the downhill run due to the frame weighing only 890 g. So it is ideal for every ski day. The toe piece and base plate are compatible with **all common boot models**, whether **children's** or **adult boots**, alpine or touring boots. GripWalk soles also fit into the F5 JR Tour, which complies with every ISO standard. The sole length can be adjusted from 235 to 300 mm, so the binding **can grow** with the child for a few seasons.



### DATA

<b>Category</b>	Touring
<b>Brake width</b>	90 mm
<b>DIN Range</b>	1.5 - 5.0
<b>Boot type</b>	A / T / GW A / C / GW C
<b>Rec. skier's weight</b>	20 - 60 kg
<b>Stand height</b>	31 mm
<b>Toe system</b>	TP Light 1 JR
<b>AFD Gliding Plate</b>	Plastic
<b>Heel</b>	Compact Junior
<b>Color</b>	anthracite - white
<b>Weight/pc.</b>	880 g
<b>Order No.</b>	7216X1JT





2024/25



NEW

## COMP 16 GW

KEY FEATURES



The **high-performance** binding for ambitious **on-piste skiers** is now also suitable for **GripWalk** soles. This enables the greatest possible walking comfort, **easy step-in**, and excellent grip in the binding. The Comp 16 GW black is manufactured exclusively with the **highest quality** components. The **one-part Comp toe** piece features magnesium components as well as error-forgiving absorbers underneath. The Comp absorber reliably absorbs short, hard shocks and permanently centres the ski boot in the binding.



DATA

<b>Category</b>	All Mountain
<b>Brake width</b>	90 mm
<b>DIN Range</b>	6.0 - 16.0
<b>Boot type</b>	A / GW A
<b>Rec. skier's weight</b>	60+ kg
<b>Stand height</b>	18 mm
<b>Toe system</b>	Comp
<b>AFD Gliding Plate</b>	Stainless steel
<b>Heel</b>	Comp TCX
<b>Color</b>	black
<b>Weight/pc.</b>	1200 g
<b>Order No.</b>	6920Y1MB

NEW

## COMP 12 GW

KEY FEATURES



The Comp 12 GW black is now also suitable for boots with **GripWalk** soles. It has the same **high-quality** design as all Comp models and includes DIN values from 4.0 to 12.0. The **one-part screw** connection of the toe piece by means of a 3-point hole pattern results in an **extremely direct force transmission**, which is not diminished by the absorbers underneath providing error-forgiving characteristics. The Comp absorber absorbs short, hard shocks and always keeps the ski boot optimally centred in the binding.



DATA

<b>Category</b>	All Mountain
<b>Brake width</b>	90 mm
<b>DIN Range</b>	4.0 - 12.0
<b>Boot type</b>	A / GW A
<b>Rec. skier's weight</b>	< 120 kg
<b>Stand height</b>	18 mm
<b>Toe system</b>	Comp
<b>AFD Gliding Plate</b>	Stainless steel
<b>Heel</b>	Comp TCX
<b>Color</b>	black
<b>Weight/pc.</b>	1160 g
<b>Order No.</b>	6820Y1MB

Boot Types  
**A** = Alpine Adult sole; **C** = Alpine Children sole  
**GW A** = GripWalk Adult sole; **GW C** = GripWalk Children sole; **T** = Touring Boots



# 12.0 TPX

KEY FEATURES



The 12.0 TPX **all-mountain** binding is suited for **advanced to expert skiers** looking for a combination of **high performance, comfort, and GripWalk compatibility**. The Triple Pivot X toe offers great power transmission, upward release function, and low swing weight, while the TCX Light heel contributes to comfort with the easy step in afforded by Twincam technology.



# 11.0 TP

KEY FEATURES



The 11.0 TP gives **intermediate through advanced skiers** a lightweight, high performing binding with incredible versatility. The Triple Pivot Compact toe has a horizontal spring providing low swing weight and more available comfort with **GripWalk** boot sole compatibility. The TCX light heel pieces are easy to step into thanks to Twincam technology.



# 10.0 TP

KEY FEATURES



Stunning **all-mountain** performance for the **young and light-weight carving** novices. The Compact 3 heel provides easy step-in comfort and great power transmission, while the 2-linkage toe delivers all the ski control you need.



# FREE 7

KEY FEATURES



The Free 7 is MARKER's all-purpose **Junior freeskiing** binding, featuring an 95 mm brake for **all mountain** oriented junior **twin-tips** and **mid-fat** junior skis. Its toe and heel designs allow compatibility with both **adult** and **junior boot** lug designs. It comes with EPS, AFD gliding plate, Quick Adjust Compact heel and Biotech system.



DATA

<b>Category</b>	All Mountain
<b>Brake width</b>	90 mm
<b>DIN Range</b>	4.0 - 12.0
<b>Boot type</b>	A / GW A
<b>Rec. skier's weight</b>	< 120 kg
<b>Stand height</b>	18 mm
<b>Toe system</b>	TPX
<b>AFD Gliding Plate</b>	Stainless steel
<b>Heel</b>	TCX light
<b>Color</b>	black - anthracite
<b>Weight/pc.</b>	975 g
<b>Order No.</b>	6820T1MA

DATA

<b>Category</b>	All Mountain
<b>Brake width</b>	90 mm
<b>DIN Range</b>	3.0 - 11.0
<b>Boot type</b>	A / GW A
<b>Rec. skier's weight</b>	30 - 110 kg
<b>Stand height</b>	18 mm
<b>Toe system</b>	TP Compact 2
<b>AFD Gliding Plate</b>	Stainless steel
<b>Heel</b>	TCX light
<b>Color</b>	black - anthracite (C1) white (C2)
<b>Weight/pc.</b>	945 g
<b>Order No.</b>	6720T1MA (C1/90 mm) 6720T1MC (C1/110 mm) 6720S1MB (C2/90 mm) 6720S1MD (C2/110 mm)

DATA

<b>Category</b>	All Mountain
<b>Brake width</b>	85 mm
<b>DIN Range</b>	3.0 - 10.0
<b>Boot type</b>	A / GW A
<b>Rec. skier's weight</b>	30 - 105 kg
<b>Stand height</b>	20 mm
<b>Toe system</b>	TP Compact 2
<b>AFD Gliding Plate</b>	Stainless steel
<b>Heel</b>	Compact 3
<b>Color</b>	black - anthracite
<b>Weight/pc.</b>	760 g
<b>Order No.</b>	6520T1MA

DATA

<b>Category</b>	All Mountain
<b>Brake width</b>	95 mm
<b>DIN Range</b>	2.0 - 7.0
<b>Boot type</b>	A / GW A / C / GW C
<b>Rec. skier's weight</b>	24 - 75 kg
<b>Stand height</b>	22 mm
<b>Toe system</b>	Junior 4linkage
<b>AFD Gliding Plate</b>	JR Active AFD
<b>Heel</b>	Compact Junior
<b>Color</b>	black (C1) white - silver (C2)
<b>Weight/pc.</b>	575 g
<b>Order No.</b>	6224U1MS (C1) 6224U1MW (C2)



# 7.0

KEY FEATURES



MARKER's 7.0 Junior bindings offer high-level features like the 4-linkage JR toe and compact JR heel to the **very youngest** of skiers, allowing them to easily step in and out of the binding on their own. Apart from that the binding provides great skiing performance and always enough pressure on the edge. Compatible with **children** and **adult boots** (type A and C) and **GripWalk** boots.



DATA

<b>Category</b>	All Mountain
<b>Brake width</b>	70 mm, 85 mm
<b>DIN Range</b>	2.0 - 7.0
<b>Boot type</b>	A / GW A / C / GW C
<b>Rec. skier's weight</b>	24 - 75 kg
<b>Stand height</b>	22 mm
<b>Toe system</b>	Junior 4linkage
<b>AFD Gliding Plate</b>	JR Active AFD
<b>Heel</b>	Compact Junior
<b>Color</b>	black - anthracite (C1) white (C2)
<b>Weight/pc.</b>	570 g
<b>Order No.</b>	6220T1MA (C1/70 mm) 6220T1MC (C1/85 mm) 6220T1MB (C2/70 mm)

# 4.5

KEY FEATURES



MARKER's 4.5 Junior bindings offer high-level features like the 4-linkage Jr toe and Compact Jr 2 heel to the **very youngest** of skiers, allowing them to easily step in and out of the binding on their own. Apart from that the binding provides great riding safety and always enough pressure on the edge. Compatible with **children** and **adult boots** (type A and C) and **GripWalk** boots.



DATA

<b>Category</b>	All Mountain
<b>Brake width</b>	70 mm, 85 mm
<b>DIN Range</b>	0.75 - 4.5
<b>Boot type</b>	A / GW A / C / GW C
<b>Rec. skier's weight</b>	12 - 57 kg
<b>Stand height</b>	22 mm
<b>Toe system</b>	Junior 4linkage
<b>AFD Gliding Plate</b>	JR Active AFD
<b>Heel</b>	Compact Junior
<b>Color</b>	black - anthracite (C1) white (C2)
<b>Weight/pc.</b>	570 g
<b>Order No.</b>	6120T1MA (C1/70 mm) 6120T1MC (C1/85 mm) 6120T1MB (C2/70 mm)

Boot Types  
**A** = Alpine Adult sole; **C** = Alpine Children sole  
**GW A** = GripWalk Adult sole; **GW C** = GripWalk Children sole; **T** = Touring Boots

2024/25

RENTAL/DEMO





## GRIFFON 13 D

### KEY FEATURES



The **lighter version** of the Jester, providing the same features for **younger and lighter riders**, is one of the most versatile **freeride** bindings on the market today, made for advanced to expert skiers. The Griffon 13 D is equipped with all **Triple Pivot Elite toe** and **Inter Pivot 3 freeride heel**. Both are lighter and stiffer than previous parts and deliver improved edge grip and control and easy entry. The Anti Ice Rail makes it easy to scrape off snow and ice from the sole. Due to the **FDT technology**, another important feature for the rental business is the **toolless length adjustment** of toe and heel. Griffon 13 D is available with 90, 100 and 110mm brakes.



### DATA

<b>Category</b>	Freeride Rental
<b>Brake width</b>	90 mm, 100 mm, 110 mm, 120 mm
<b>DIN Range</b>	4.0 - 13.0
<b>Boot type</b>	A / GW A
<b>Rec. skier's weight</b>	< 120 kg
<b>Stand height</b>	28 mm
<b>Toe system</b>	TP Elite 3
<b>AFD Gliding Plate</b>	Stainless steel
<b>Heel</b>	Inter Pivot 3
<b>Color</b>	black
<b>Weight/pc.</b>	1320 g
<b>Order No.</b>	7520Y1GA (90 mm) 7520Y1GB (100 mm) 7520Y1GC (110 mm) 7520Y1GD (120 mm)

### NEW

## GRIFFON 13 TCX D

### KEY FEATURES



The proven **demo version** of the Griffon 13 with TCX heel for a more **alpine-oriented** target group. It combines a more comfortable entry with very skiing riding performance. Made for advanced to expert skiers. The Griffon is equipped with the **Triple Pivot Elite toe**, **TCX heel** and the Anti Ice Rail to scrape off snow from the boot sole. Due to the **FDT technology**, another important feature for the rental business is the **toolless length adjustment** of toe and heel. Griffon 13 TCX D is available with 90, 100 and 110mm brakes.



### DATA

<b>Category</b>	Freeride Rental
<b>Brake width</b>	90 mm, 100 mm, 110 mm
<b>DIN Range</b>	4.0 - 13.0
<b>Boot type</b>	A / GW A
<b>Rec. skier's weight</b>	< 120 kg
<b>Stand height</b>	25 mm
<b>Toe system</b>	TP Elite 3
<b>AFD Gliding Plate</b>	Stainless steel
<b>Heel</b>	Comp TCX
<b>Color</b>	black
<b>Weight/pc.</b>	1270 g
<b>Order No.</b>	6862Y1GA (90 mm) 6862Y1GB (100 mm) 6862Y1GC (110 mm)

## SQUIRE 11 TCX D

### KEY FEATURES



The **Squire 11 TCX Demo** is designed for **intermediate** and **lighter weight advanced freeride/freestyle** skiers looking for great power transmission and a compact, robust construction. Especially the very light, optimized Triple Pivot Light toe piece, equipped with a distinctive Ice Off Rail, immediately catches the eye. The proven TCX heel is easy to use and requires only low entry forces. Thanks to the **FDT technology**, the **tool-less length adjustment** of heel and toe makes life very easy for all rental businesses.



### DATA

<b>Category</b>	Freeride Rental
<b>Brake width</b>	90 mm, 100 mm
<b>DIN Range</b>	3.0 - 11.0
<b>Boot type</b>	A / GW A
<b>Rec. skier's weight</b>	30 - 105 kg
<b>Stand height</b>	25 mm
<b>Toe system</b>	TP Light 2
<b>AFD Gliding Plate</b>	Stainless steel
<b>Heel</b>	TCX light
<b>Color</b>	black
<b>Weight/pc.</b>	1165 g
<b>Order No.</b>	6762V1MA (90 mm) 6762V1MB ((100 mm)

## KINGPIN 13 DEMO

### KEY FEATURES



The full Kingpin performance with pin technology is also available for **high-quality rental** business and has lost a whopping 120 g compared to the previous model. All well-known Kingpin features including the ISI toe with two springs are mounted on a **tool-less adjustable demo system** to fit all sole lengths. For **faster rental handling** and satisfied customers!



### DATA

<b>Category</b>	Touring Rental
<b>Brake width</b>	100 - 125 mm
<b>DIN Range</b>	6.0 - 13.0
<b>Boot type</b>	T
<b>Rec. skier's weight</b>	24 - 75 kg
<b>Stand height</b>	28,5 mm
<b>Toe system</b>	Pin ISI
<b>Heel</b>	Kingpin
<b>Color</b>	black - red
<b>Weight/pc.</b>	885 g
<b>Order No.</b>	7934W1MB

## KINGPIN 10 DEMO

### KEY FEATURES



Full Kingpin performance with pin technology is also available for **high-end rentals** and has lost a whopping 120 g over the previous model. All of the familiar Kingpin features, including the Kingpin toe with only two springs, are mounted on a **tool-less adjustable** carrier system that fits any sole length. For **faster rental** handling and satisfied customers.



### DATA

Category	Touring Rental
Brake width	75 - 100 mm
DIN Range	5.0 - 10.0
Boot type	T
Rec. skier's weight	30 - 105 kg
Stand height	28,5 mm
Toe system	Pin ISI
Heel	Kingpin
Color	black - red
Weight/pc.	865 g
Order No.	7734W1MA

## ALPINIST DEMO 10

### KEY FEATURES



Super-light **pin binding** designed for **rentals** and featuring a comfortable ISI toe piece, **pre-mounted** brake and an adjustment range for sole lengths from **253 to 359 mm**. It sits on a weight-optimised plate with a scratch-proof scale and can be **adjusted without tools**, simply by pressing a lever. The boot is automatically positioned and aligned on the wide footprint with integrated stop. Kinematically optimised pin levers allow the pins to snap shut with just a gentle push. Like the other Alpinists, the Demo features active length compensation in the ski flex area and impressive power transmission during descents thanks to a 38 mm wide hole pattern. The heel features 0°, 5° and 9° climbing aids and can be switched quickly and easily between ascent and descent mode.



### DATA

Category	Touring Rental
Brake width	90 mm, 105 mm
DIN Range	4.0 - 10.0
Boot type	T
Rec. skier's weight	max. 110 kg
Stand height	21 mm
Toe system	Pin ISI
Heel	Alpinist
Color	black
Weight/pc.	535 g
Order No.	7735W1MS (90 mm) 7735W1MW (105 mm)

## ALPINIST DEMO 8

### KEY FEATURES



Super-light **pin binding** designed for **rentals** and featuring a comfortable ISI toe piece, **pre-mounted** brake and an adjustment range for sole lengths from **253 to 359 mm**. It sits on a weight-optimised plate with a scratch-proof scale and can be **adjusted without tools**, simply by pressing a lever. The boot is automatically positioned and aligned on the wide footprint with integrated stop. Kinematically optimised pin levers allow the pins to snap shut with just a gentle push. Like the other Alpinists, the Demo features active length compensation in the ski flex area and impressive power transmission during descents thanks to a 38 mm wide hole pattern. The heel features 0°, 5° and 9° climbing aids and can be switched quickly and easily between ascent and descent mode.



### DATA

Category	Touring Rental
Brake width	90 mm
DIN Range	3.0 - 8.0
Boot type	T
Rec. skier's weight	max. 110 kg
Stand height	21 mm
Toe system	Pin ISI
Heel	Alpinist
Color	black
Weight/pc.	535 g
Order No.	7435W1MS

## NEW

## CRUISE 10 DEMO

### KEY FEATURES



The Cruise 10, which was successfully launched last year, is now also **available as a rental** binding. This makes it easy to enter the world of ski touring and – thanks to the ISI toe piece – simplifies pin binding step-in even further. With two color-coded climbing aids, the **easy-to-use heel** piece ensures comfortable climbing at 0°, 8°, and 12° on virtually any slope. The ergonomic design allows the heel piece to be rotated 180° for a **comfortable, automatic brake** lock. This makes switching from walking to skiing mode and back extremely easy.

Occasional tourers also benefit from the independent adjustment of vertical and horizontal release, as this significantly reduces the risk of false release, especially during descent.

We think about tomorrow! Without compromising on quality and performance, the Cruise 10 Demo is largely made of **bio-based** and **recycled plastic fibres**. This reduces waste and carbon emissions compared to the conventional manufacturing process.



### DATA

Category	Touring Rental
Brake width	90 mm, 105 mm
DIN Range	4.0 - 10.0
Boot type	T
Rec. skier's weight	max. 110 kg
Stand height	23 mm
Toe system	Pin ISI
Heel	Cruise
Color	black - green
Weight/pc.	645 g
Order No.	7615Y1MS (90 mm) 7615Y1MW (105 mm)



# FDT TPX 12

## KEY FEATURES



FDT is the innovative and super convenient binding system by MARKER. 3 different plate versions (plate, high performance, junior) feature an angled scale with **integrated bar code**, easy DIN-setting and **good visibility** of contact pressure.

Mounted on the FDT plate the 12.0 TPX all-mountain binding is suited for **advanced to expert skiers** looking for a combination of high performance, comfort, and **GripWalk** compatibility. The Triple Pivot X toe offers great power transmission, upward release function, and low swing weight, while the TCX Light heel contributes to comfort with the easy step in afforded by TwinCam technology.



## DATA

<b>Category</b>	All Mountain Rental
<b>Brake width</b>	90 mm
<b>DIN Range</b>	4.0 - 12.0
<b>Boot type</b>	A / GW A
<b>Rec. skier's weight</b>	< 120 kg
<b>Stand height</b>	28 mm
<b>Toe system</b>	TPX
<b>AFD Gliding Plate</b>	Stainless steel
<b>Heel</b>	TCX light
<b>Color</b>	black - anthracite
<b>Weight/pc.</b>	1270 g
<b>Order No.</b>	6862U1MCS

# FDT TP 10

## KEY FEATURES



The 10.0 TP with FTD plate gives novice to **intermediate skiers** a **light-weight, performance-oriented rental** binding system with great versatility. The Triple Pivot compact toe has a horizontal spring providing low swing weight and more comfort with **GripWalk** boot sole compatibility. The compact 2 heel is extremely light and easy to step into, with secure power transmission for improving skiers.



## DATA

<b>Category</b>	All Mountain Rental
<b>Brake width</b>	80 mm, 90 mm
<b>DIN Range</b>	3.0 - 10.0
<b>Boot type</b>	A / GW A
<b>Rec. skier's weight</b>	30 - 105 kg
<b>Stand height</b>	26 mm
<b>Toe system</b>	TP Compact 2
<b>AFD Gliding Plate</b>	Stainless steel
<b>Heel</b>	Compact 3
<b>Color</b>	black - anthracite
<b>Weight/pc.</b>	990 g
<b>Order No.</b>	6562W1MCS (80 mm) 6562W1MWS (90 mm)

# FDT 7.0

## KEY FEATURES



FDT is the innovative and super convenient binding system by MARKER. MARKER's 7.0 Junior bindings with FTD plate offer high-level features like the 4-linkage JR toe and compact JR heel to the very **youngest of skiers**, allowing them to easily step in and out of the binding on their own. Apart from that the binding provides great skiing performance and always enough pressure on the edge. Compatible with **children and adult** boots (type A and C) and **GripWalk** boots.



## DATA

<b>Category</b>	All Mountain Rental
<b>Size</b>	L 235 - 330
<b>Brake width</b>	70 mm, 85 mm
<b>DIN Range</b>	2.0 - 7.0
<b>Boot type</b>	A / GW A / C / GW C
<b>Rec. skier's weight</b>	24 - 75 kg
<b>Stand height</b>	24 mm
<b>Toe system</b>	Junior 4linkage
<b>AFD Gliding Plate</b>	JR Active AFD
<b>Heel</b>	Compact Junior
<b>Color</b>	black - anthracite
<b>Weight/pc.</b>	650 g
<b>Order No.</b>	6263W1MA (70 mm) 6263W1MC (85 mm)

# FDT 4.5

## KEY FEATURES



FDT is the innovative and super convenient binding system by MARKER. MARKER's 4.5 Junior bindings with FTD plate offer high-level features like the 4-linkage Jr toe and Compact Jr 2 heel to the **very youngest of skiers**, allowing them to easily step in and out of the binding on their own. Apart from that the binding provides great riding safety and always enough pressure on the edge. Compatible with children and adult boots (type A and C) and GripWalk boots.



## DATA

<b>Category</b>	All Mountain Rental
<b>Size</b>	S 190 - 285
<b>Brake width</b>	70 mm, 85 mm
<b>DIN Range</b>	0.75 - 4.5
<b>Boot type</b>	A / GW A / C / GW C
<b>Rec. skier's weight</b>	12 - 57 kg
<b>Stand height</b>	24 mm
<b>Toe system</b>	Junior 4linkage
<b>AFD Gliding Plate</b>	JR Active AFD
<b>Heel</b>	Compact Junior
<b>Color</b>	black - anthracite
<b>Weight/pc.</b>	650 g
<b>Order No.</b>	6163W1MA (70 mm) 6163W1MC (85 mm)



## 7.0 RTL

### KEY FEATURES



MARKER's 7.0 Junior bindings offer high-level features like the 4-linkage Jr toe and Compact Junior heel to the **very youngest of skiers**, allowing them to easily step in and out of the binding on their own. Apart from that the binding provides great skiing performance and always enough pressure on the edge. Compatible with **children and adult** boots (type A and C) and **GripWalk boots**.



### DATA

<b>Category</b>	All Mountain Rental
<b>Brake width</b>	70 mm
<b>DIN Range</b>	2.0 - 7.0
<b>Boot type</b>	A / GW A / C / GW C
<b>Rec. skier's weight</b>	24 - 75 kg
<b>Stand height</b>	22 mm
<b>Toe system</b>	Junior 4linkage
<b>AFD Gliding Plate</b>	JR Active AFD
<b>Heel</b>	Compact Junior
<b>Color</b>	black - anthracite
<b>Weight/pc.</b>	595 g
<b>Order No.</b>	6220T1MR

## 4.5 RTL

### KEY FEATURES



MARKER's 4.5 Junior bindings offer high-level features like the 4-linkage Jr toe and Compact Jr 2 heel to the **very youngest of skiers**, allowing them to easily step in and out of the binding on their own. Apart from that the binding provides great riding safety and always enough pressure on the edge. Compatible with **children and adult** boots (type A and C) and **GripWalk boots**.



### DATA

<b>Category</b>	All Mountain Rental
<b>Brake width</b>	70 mm
<b>DIN Range</b>	0.75 - 4.5
<b>Boot type</b>	A / GW A / C / GW C
<b>Rec. skier's weight</b>	12 - 57 kg
<b>Stand height</b>	24 mm
<b>Toe system</b>	Junior 4linkage
<b>AFD Gliding Plate</b>	JR Active AFD
<b>Heel</b>	Compact Junior
<b>Color</b>	black - anthracite
<b>Weight/pc.</b>	595 g
<b>Order No.</b>	6120T1MR





### COMPETITION & RACE

	<b>COMP 30 nG</b>	<b>COMP 20 nG</b>	<b>xCOMP 24</b>	<b>xCOMP 18</b>	<b>COMP 16</b>	<b>COMP 12</b>
<b>Brake width</b>	85mm	85mm	85 mm	85 mm	85mm	85mm
<b>DIN range</b>	15.0 - 30.0	11.0 - 20.0	12.0 - 24.0	8.0 - 18.0	6.0 - 16.0	4.0 - 12.0
<b>Color</b>	Black - Flo - Red	Black - Flo - Red	Black - Flo - Red	Black - Flo - Red	Black - Flo - Red	Black - Flo - Red
<b>Order No.</b>	7130T1NG	7120T1NG	7130U1MX	7120U1MX	6920Y1MS	6820Y1MS

	<b>COMP 10 TCX</b>	<b>COMP 10</b>	<b>COMP JUNIOR 8</b>
<b>Brake width</b>	85 mm	85 mm	85 mm
<b>DIN range</b>	3.0 - 10.0	3.0 - 10.0	2.0 - 8.0
<b>Color</b>	Black - Flo - Red	Black - Flo - Red	Black - Flo - Red
<b>Order No.</b>	6520Y1MT	6520Y1MS	6320Y1MS

### FREERIDE (ROYAL FAMILY)

	<b>DUKE PT 16</b>	<b>DUKE PT 16</b>	<b>DUKE PT 13</b>	<b>DUKE PT 11</b>	<b>JESTER 18 PRO</b>
<b>Brake width</b>	100 mm, 125 mm	100 mm, 125 mm	100 mm, 125 mm	100 mm, 125 mm	90 mm, 110mm, 120mm
<b>DIN range</b>	6.0 - 16.0	6.0 - 16.0	4.0 - 13.0	3.0 - 11.0	8.0 - 18.0
<b>Color</b>	Anthracite - Black	Tan - Black	Gray - Black	Anthracite - Gray	Black
<b>Order No.</b>	7650Y1AS (100 mm) 7650Y1AB (125 mm)	7650Y1BS (100 mm) 7650Y1BB (125 mm)	7550Y1GS (100 mm) 7550Y1GB (125 mm)	7450X1AS (100 mm) 7450X1AB (125 mm)	7924Y1JS (90 mm) 7924Y1JV (110 mm) 7924Y1JB (120 mm)

	<b>JESTER 16</b>	<b>JESTER 16</b>	<b>JESTER 16</b>	<b>GRIFFON 13</b>	<b>GRIFFON 13</b>
<b>Brake width</b>	90 mm, 100 mm, 110 mm, 120 mm	90 mm, 100 mm, 110 mm, 120 mm	90 mm, 100 mm, 110 mm, 120 mm	90 mm, 100 mm, 110 mm, 120 mm	90 mm, 100 mm, 110 mm, 120 mm
<b>DIN range</b>	6.0 - 16.0	6.0 - 16.0	6.0 - 16.0	4.0 - 13.0	4.0 - 13.0
<b>Color</b>	Anthracite - Black	Gray - Turquoise	Anthracite - Black - Red	Black	White
<b>Order No.</b>	7624X1JA (90 mm) 7624X1JB (100 mm) 7624X1JC (110 mm) 7624X1JD (120 mm)	7624Y1GA (90 mm) 7624Y1GB (100 mm) 7624Y1GC (110 mm) 7624Y1GD (120 mm)	7624Y1RA (90 mm) 7624Y1RB (100 mm) 7624Y1RC (110 mm) 7624Y1RD (120 mm)	7524U1GA (90 mm) 7524U1GB (100 mm) 7524U1GC (110 mm) 7524U1GD (120 mm)	7524U1GE (90 mm) 7524U1GF (100 mm) 7524U1GP (110 mm) 7524U1GR (120 mm)

	<b>GRIFFON 13</b>	<b>GRIFFON 13</b>	<b>GRIFFON 13</b>	<b>GRIFFON 13</b>	<b>SQUIRE 11</b>
<b>Brake width</b>	90 mm, 100 mm, 110 mm, 120 mm	90 mm, 100 mm, 110 mm, 120 mm	90 mm, 100 mm, 110 mm, 120 mm	90 mm, 100 mm, 110 mm, 120 mm	90 mm, 100 mm, 110 mm
<b>DIN range</b>	4.0 - 13.0	4.0 - 13.0	4.0 - 13.0	4.0 - 13.0	3.0 - 11.0
<b>Color</b>	Gray - Silver	Black - Tan	Black - Blue	Black - Purple	Black
<b>Order No.</b>	7524X1GG (90 mm) 7524X1GH (100 mm) 7524X1GJ (110 mm) 7524X1GO (120 mm)	7524Y1TA (90 mm) 7524Y1TB (100 mm) 7524Y1TC (110 mm) 7524Y1TD (120 mm)	7524Y1BA (90 mm) 7524Y1BB (100 mm) 7524Y1BC (110 mm) 7524Y1BD (120 mm)	7524Y1VA (90 mm) 7524Y1VB (100 mm) 7524Y1VC (110 mm) 7524Y1VD (120 mm)	7424V1MA (90 mm) 7424V1MB (100 mm) 7424V1MC (110 mm)

	<b>SQUIRE 11</b>	<b>SQUIRE 11</b>	<b>SQUIRE 11</b>	<b>SQUIRE 11</b>	<b>SQUIRE 10</b>
<b>Brake width</b>	90 mm, 100 mm, 110 mm	90 mm, 100 mm, 110 mm	90 mm, 100 mm, 110 mm	90 mm, 100 mm, 110 mm	85 mm, 100 mm
<b>DIN range</b>	3.0 - 11.0	3.0 - 11.0	3.0 - 11.0	3.0 - 11.0	3.0 - 10.0
<b>Color</b>	White	Black - Tan	Black - Teal	Black - Purple	Black - Anthracite
<b>Order No.</b>	7424V1MD (90 mm) 7424V1ME (100 mm) 7424V1MF (110 mm)	7424Y1TA (90 mm) 7424Y1TB (100 mm) 7424Y1TC (110 mm)	7424Y1PA (90 mm) 7424Y1PB (100 mm) 7424Y1PC (110 mm)	7424X1MU (90 mm) 7424X1MV (100 mm) 7424X1MW (110 mm)	7224V1MA (85 mm) 7224V1MB (100 mm)

### EOC FAMILY BINDINGS

	<b>SQUIRE 11</b>	<b>JESTER 16</b>	<b>JESTER 16</b>	<b>JESTER 16</b>
<b>Ski</b>	Vökl Revolt 96	Vökl Blaze 114	Line Cronic 101	K2 Mindbender 106
<b>Brake width</b>	90 mm	120 mm	100 mm	110 mm
<b>DIN range</b>	3.0 - 11.0	6.0 - 16.0	6.0 - 16.0	6.0 - 16.0
<b>Color</b>	Yellow - Black	Black - Teal	Black - White	Dark Blue - Black
<b>Order No.</b>	7424Y1SV * ski not included	7624Y1JV * ski not included	7624Y1JL * ski not included	7624Y1JK * ski not included

### TOURING

	<b>ALPINIST FREE 13</b>	<b>ALPINIST FREE 11</b>	<b>ALPINIST 12</b>	<b>ALPINIST 10</b>	<b>ALPINIST 8</b>
<b>Brake width</b>	w/o brake, 105mm	w/o brake, 105mm	w/o brake, 90 mm (105+115 mm optional)	w/o brake, 90 mm (105+115 mm optional)	w/o brake, 90 mm (105+115 mm optional)
<b>DIN range</b>	6.0 - 13.0	4.0 - 11.0	6.0 - 12.0	4.0 - 10.0	3.0 - 8.0
<b>Color</b>	Black - Silver	Black - Silver	Black	Black	Black (C1) Black - Purple (C2)
<b>Order No.</b>	7920Y1FS (105mm) 7921Y1FS (w/o brake)	7720Y1FS (105mm) 7721Y1FS (w/o brake)	7833W1MS (w/o brake) 7832W1MS (90mm)	7733W1MS (w/o brake) 7732W1MS (90 mm)	7433W1MV (C2, w/o brake) 7432W1MV (C2, 90 mm) 7433W1MS (C1, w/o brake) 7432W1MS (C1, 90 mm)

### TOURING

<b>ALPINIST 12 LONG TRAVEL</b>	<b>ALPINIST 10 LONG TRAVEL</b>	<b>ALPINIST JR LONG TRAVEL</b>	<b>KINGPIN M-WERKS 12</b>	<b>KINGPIN 13</b>
Brake width w/o brake (90 mm, 105 mm optional)	w/o brake (90 mm, 105 mm optional)	90 mm	75 - 100 mm 100 - 125 mm	75 - 100 mm 100 - 125 mm
DIN range 6.0 - 12.0	6.0 - 10.0	2.0 - 6.0	5.0 - 12.0	6.0 - 13.0
Color Black	Black	Anthracite - White	Black - Red	Black - Red
Order No. 7834W1ML	7734W1ML	7232X1MJ	7831W1CS (75-100mm) 7831W1CW (100-125mm)	7933W1MA (75-100mm) 7933W1MB (100-125mm)

<b>KINGPIN 10</b>	<b>CRUISE 12</b>	<b>CRUISE 10</b>	<b>F12 TOUR EPF</b>	<b>F10 Tour</b>	<b>F5 JR Tour</b>
Sizing/ Brake width 75 - 100 mm 100 - 125 mm	90 mm, 105 mm	90 mm, 105 mm	S 265 - 325 mm L 305 - 365 mm 100, 110 mm	S 265 - 325 mm L 305 - 365 mm 90, 100 mm	235 - 300 mm 90 mm
DIN range 5.0 - 10.0	6.0 - 12.0	4.0 - 10.0	4.0 - 12.0	3.0 - 10.0	1.5 - 5.0
Color Black - Red	Black - Green	Black - Green	Black - Anthracite	Black - White	Anthracite - White
Order No. 7733W1MA (75-100mm) 7733W1MB (100-125mm)	7810X1MS (90 mm) 7810X1MW (105 mm)	7610X1MS (90 mm) 7610X1MW (105 mm)	7816W1SS (S - 100mm) 7816W1LS (L - 100mm) 7816W1SE (S - 110mm) 7816W1LE (L - 110mm)	7716W1TC (S - 90mm) 7716W1TD (L - 90mm) 7716W1TS (S - 100mm) 7716W1TL (L - 100mm)	7216X1JT

### COMP FLAT

<b>COMP 16 GW</b>	<b>COMP 12 GW</b>	<b>12.0 TPX</b>	<b>11.0 TP</b>	<b>10.0 TP</b>
Brake width 90 mm	90 mm	90 mm	90 mm, 110 mm	85 mm
DIN range 6.0 - 16.0	4.0 - 12.0	4.0 - 12.0	3.0 - 11.0	3.0 - 10.0
Color Black	Black	Black - Anthracite	Black - Anthracite (C1) White (C2)	Black - Anthracite
Order No. 6920Y1MB	6820Y1MB	6820T1MA	6720T1MA (C1 - 90 mm) 6720S1MB (C2 - 90 mm) 6720T1MC (C1 - 110 mm) 6720S1MD (C2 - 110 mm)	6520T1MA

### JUNIOR

<b>FREE 7</b>	<b>7.0</b>	<b>4.5</b>
Brake width 95 mm	70 mm, 85 mm	70 mm, 85 mm
DIN range 2.0 - 7.0	2.0 - 7.0	0.75 - 4.5
Color Black (C1) White - Silver (C2)	Black - Anthracite (C1) White (C2)	Black - Anthracite (C1) White (C2)
Order No. 6224U1MS (C1) 6224U1MW (C2)	6220T1MA (C1 - 70 mm) 6220T1MB (C2 - 70 mm) 6220U1MC (C2 - 85 mm)	6120T1MA (C1 - 70 mm) 6120T1MB (C2 - 70 mm) 6120T1MC (C1 - 85 mm)

### RENTAL / DEMO

<b>ALPINIST DEMO 10</b>	<b>ALPINIST DEMO 8</b>	<b>KINGPIN 13 DEMO</b>	<b>KINGPIN 10 DEMO</b>	<b>CRUISE 10 DEMO</b>
Brake width 90 mm, 105 mm	90 mm	100 - 125 mm	75 - 100 mm	90 mm, 105 mm
DIN range 4.0 - 10.0	3.0 - 8.0	6.0 - 13.0	5.0 - 10.0	4.0 - 10.0
Color Black	Black	Black - Red	Black - Red	Black - Green
Order No. 7735W1MS (90 mm) 7735W1MW (105 mm)	7435W1MS	7934W1MB	7734W1MA	7615Y1MS (90 mm) 7615Y1MW (105 mm)

<b>GRIFFON 13 D</b>	<b>GRIFFON 13 TCX D</b>	<b>SQUIRE 11 TCX D</b>	<b>FDT TPX 12</b>	<b>FDT TP 10</b>
Brake width 90 mm, 100 mm, 110 mm, 120 mm	90 mm, 100 mm, 110 mm	90 mm, 100 mm	90 mm	80 mm, 90 mm
DIN range 4.0 - 13.0	4.0 - 13.0	3.0 - 11.0	4.0 - 12.0	3.0 - 10.0
Color Black	Black	Black	Black - Anthracite	Black - Anthracite
Order No. 7520Y1GA (with plate, 90mm) 7520Y1GB (with plate, 100mm) 7520Y1GC (with plate, 110mm) 7520Y1GD (with plate, 120mm)	6862Y1GA (with plate, 90mm) 6862Y1GB (with plate, 100mm) 6862Y1GC (with plate, 110mm)	6762V1MA (with plate, 90mm) 6762V1MB (with plate, 100mm)	6862U1MCS	6562W1MCS (80mm) 6562X1MWS (90mm)

<b>FDT 7.0</b>	<b>7.0 RTL</b>	<b>FDT 4.5</b>	<b>4.5 RTL</b>
Sizing 70 mm	70 mm	S 190 - 285	70 mm
Brake width 85 mm	70 mm	70 mm	70 mm
DIN range 2.0 - 7.0	2.0 - 7.0	0.75 - 4.5	0.75 - 4.5
Color Black - Anthracite	Black - Anthracite	Black - Anthracite	Black - Anthracite
Order No. 6263W1MA (70mm) 6263W1MC (85mm)	6220T1MR	6163W1MA (70mm) 6163W1MC (85mm)	6120T1MR

### INTERFACE

<b>FDT Q6 plate</b>	<b>FDT High Performance plate</b>	<b>FDT Q6 Junior plate</b>	<b>World Cup PC Interface</b>	<b>ALU PRO plate</b>
Sizing Black	Black	Black	Black	Silver
Color Black	Black	Black	Black	Silver
Order No. 2065W1MA (25 pair) 2064W1MA (5 pair)	2065U1MP (20 pair) 2064U1MP (5 pair)	Large 235 - 330 mm 2075W1SL (5 pair) Small 190 - 285 mm 2075W1SS (5 pair)	2020Y1SS (10 mm) 2020Y1SB (10 mm; bulk) 2022Y1SS (14 mm) 2022Y1SC (14 mm; bulk)	2030S1MP
























# HELMETS & GOGGLES

2024/25



## HELMETS

						
	<b>PHOENIX2 MIPS</b>	<b>AMPIRE2 MIPS</b>	<b>AMPIRE2 MIPS</b>	<b>AMPIRE2 MIPS</b>	<b>AMPIRE2</b>	<b>AMPIRE2</b>
<b>Sizing</b>	S, M, L	S, M, L	S, M, L	S, M, L	S, M, L	S, M, L
<b>Color</b>	Black - Grey	Black - Grey	White	Yellow - Black	Black - Grey	White
<b>Order No.</b>	143201.01	143203.01	143203.02	143203.06	143204.01	143204.02
						
	<b>COMPANION +</b>	<b>COMPANION +</b>	<b>COMPANION</b>	<b>COMPANION</b>	<b>COMPANION</b>	
<b>Sizing</b>	S, M, L	S, M, L	S, M, L	S, M, L	S, M, L	
<b>Color</b>	Black	White	Black	Grey	White	
<b>Order No.</b>	143205.01	143205.03	143213.01	143213.02	143213.03	
						
	<b>CONFIDANT TOUR</b>	<b>CONFIDANT TOUR</b>	<b>CONFIDANT TOUR</b>			
<b>Sizing</b>	S, M, L	S, M, L	S, M, L			
<b>Color</b>	Black - White	Black	Green - Purple			
<b>Order No.</b>	143214.01	143214.04	143214.05			
						
	<b>CONFIDANT MIPS</b>	<b>CONFIDANT MIPS</b>	<b>CONFIDANT MIPS</b>	<b>CONFIDANT MIPS</b>		
<b>Sizing</b>	S, M, L	S, M, L	S, M, L	S, M, L		
<b>Color</b>	Black	White	Green Fade	Green - Purple		
<b>Order No.</b>	143209.01	143209.02	143209.06	143209.07		
						
	<b>CONFIDANT</b>	<b>CONFIDANT</b>	<b>CONFIDANT</b>			
<b>Sizing</b>	S, M, L	S, M, L	S, M, L			
<b>Color</b>	Black	White	Green Fade			
<b>Order No.</b>	143210.01	143210.02	143210.05			

<b>Sizing</b>	S, M, L	S, M, L	S, M, L	O, OO	O, OO	O, OO
<b>Color</b>	Black	White	Maroon - Orange	Black	Maroon - Orange	Magma
<b>Artikel-Nr.</b>	143207.01	143207.02	143207.06	143208.01	143208.05	143208.06

<b>Sizing</b>	O, OO	O, OO	O, OO	O, OO	O, OO	O, OO
<b>Color</b>	Black - Red	Blue - Yellow	Pink	Black - Red	Blue - Yellow	Pink
<b>Order No.</b>	143223.01	143223.02	143223.04	143222.01	143222.02	143222.04

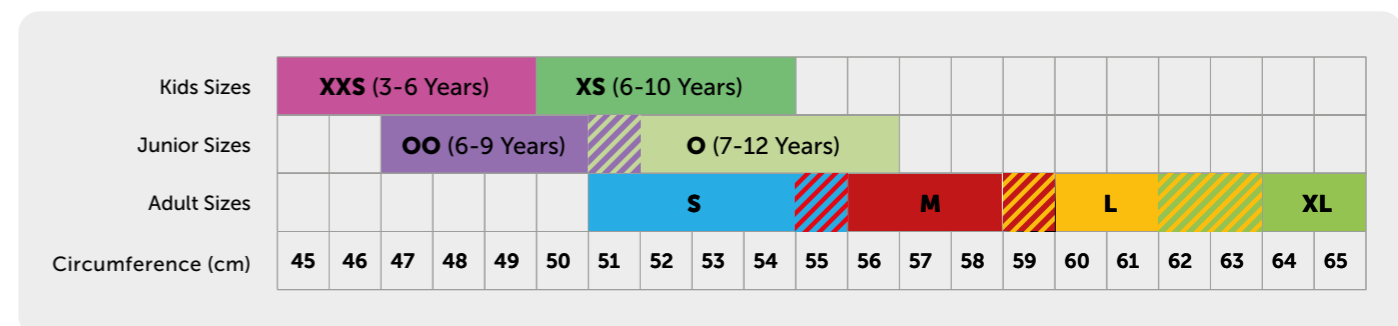
<b>Sizing</b>	XS, XXS	XS, XXS	XS, XXS
<b>Color</b>	Blue	Pink	Blue - Lime
<b>Order No.</b>	144221.01	144221.02	144221.03

<b>Sizing</b>	S, M, L, XL	S, M, L, XL	S, M, L, XL	S, M, L, XL
<b>Color</b>	White	Black	Anthracite	Green
<b>Order No.</b>	169416.00	169416.15	169416.18	142211.01

<b>Sizing</b>	O, OO	O, OO	O, OO
<b>Color</b>	Black	Neon Yellow	Red
<b>Order No.</b>	169418.15	169418.26	142212.01

## HELMET FEATURES OVERVIEW

	Phoenix2 Mips	Ampire2 Mips	Ampire2	Companion+	Companion	Confitant Mips	Confitant	Confitant Tour	Squad	Squad Jr.	Vijo	Vijo+	Bino XS	Bino XXS	Rental	Rental Jr.
<b>Sizing</b>	S/M/L	S/M/L	S/M/L	S/M/L	S/M/L	S/M/L	S/M/L	S/M/L	S/M/L	OO/O	OO/O	OO/O	XS	XXS	S/M/L/XL	OO/O
<b>Construction</b>	Hybrid Shell	Hybrid Shell	Hybrid Shell	In-Mould	In-Mould	In-Mould	In-Mould	In-Mould	Hardshell	Hardshell	Hardshell	Hardshell	In-Mould	In-Mould	Hardshell	Hardshell
<b>Protection</b>																
<b>MIPS</b> <span style="background-color: yellow;">Mips</span>	•	•				•										
<b>360° Edge Protection</b>	•	•	•			•	•	•			•	•				
<b>270° Edge Protection</b>				•	•											
<b>180° Edge Protection</b>														•	•	
<b>Ventilation</b>																
<b>MarkAIR Channel System</b>	•	•	•	•	•	•	•	•	•	•	•	•	•	•	•	•
<b>2 Position Climate Control</b>	•	•	•	•	•											
<b>AIR JAM CLIMATE CONTROL</b>						•	•							•	•	•
<b>Goggle Integration System</b>	•	•	•	•	•				•	•	•	•			•	•
<b>Fit</b>																
<b>360° RTS Fit System</b>	•	•	•	•		•	•	•								
<b>RTS Fit System</b>					•				•	•	•		•	•	•	•
<b>Tilt Adjust</b>								•				•				
<b>Comfort</b>																
<b>Normal X-Dry Liner</b>	•	•	•	•	•	•	•	•	•	•	•	•	•	•	•	•
<b>Fleece X-Dry Liner</b>	•	•	•	women	women				women							
<b>SoGnar Earpads</b>	•	•	•			•	•	•								
<b>Removable Earpads</b>	•	•	•			•	•	•			•	•				
<b>FE = Fixed Earpads</b>															•	•
<b>Features</b>																
<b>Fidlock OG Snap</b>	•	•	•	•					•	•		•				
<b>Easy Adjust</b>															•	•
<b>Standard Buckle</b>																
<b>Goggle Clip</b>	Stretch Clip	Stretch Clip	Stretch Clip	Stretch Clip	Stretch Clip	V-Stretch	V-Stretch	V-Stretch	Claw	Claw	-	-	2 Side Claws	-	Snap	Snap
<b>Beanie Ready</b>					•						•	•	•			
<b>Helmet Bag</b>	•	•	•	•	•	•	•	•	•	•	•	•	•	•		
<b>Rental Features</b>																
<b>Integrated Rental Surface</b>															•	•
<b>Barcode Area</b>															•	•





**GOOGLES**



<b>SQUADRON MAGNET+</b>	<b>SQUADRON MAGNET+</b>	<b>SQUADRON MAGNET+</b>	<b>SQUADRON MAGNET+ SIGNATURE EDITION RAGLETTI</b>	<b>SQUADRON MAGNET+ SIGNATURE EDITION SOLEVAAG</b>	<b>SQUADRON MAGNET+ SIGNATURE EDITION ABM</b>
Black Blacklight HD 142309.02.11.3	White Gold Mirror CS 142309.03.08.3	Black Blacklight Adaptive HD 142309.05.14.3	Matt White Steel Blue Mirror CS 142309.04.09.3	Matt White Blue Mirror HD 142309.07.12.3	Black Rainbow Mirror 142309.08.16.3

Color  
Lens color  
Order No.



<b>PERSPECTIVE</b>	<b>PERSPECTIVE</b>
White Surround Mirror 169357.02.01.3	Black Clarity Mirror 144305.01.03.3

Color  
Lens color  
Order No.



<b>16:10+</b>
black Blacklight HD 142302.02.11.3

Color  
Lens color  
Order No.



<b>SMOOTH OPERATOR L</b>	<b>SMOOTH OPERATOR M</b>
N/A Clarity Mirror 144308.01.00.3	N/A Clarity Mirror 144307.01.00.2

N/A

Clarity Mirror  
144308.01.00.3

N/A

Clarity Mirror  
144307.01.00.2



<b>ULTRA FLEX L</b>
N/A Clarity Mirror 144300.01.00.3

Color  
Lens color  
Order No.



<b>4:3</b>	<b>4:3</b>
White Orange Clarity 140311.02.21.1	Black Orange Clarity 140311.15.21.1

White

Orange Clarity  
140311.02.21.1

Black

Orange Clarity  
140311.15.21.1

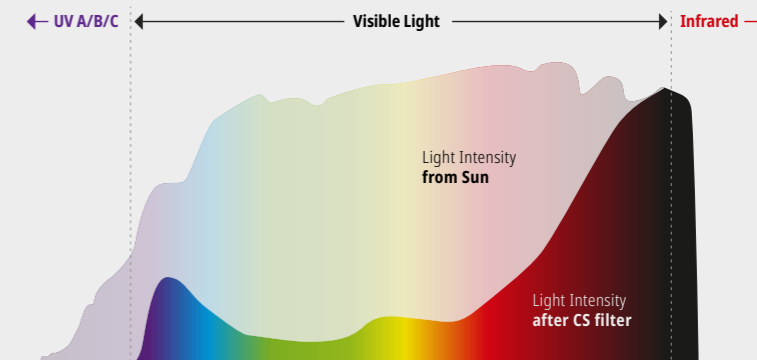
			LENS											FRAME			STRAP				
	LENS CATEGORY		VLT (%)	LENS TINT	POLARIZED	CUSTOM SPECTRUM (CS)	PHOTOCHROMATIC	MAGNETIC LENS	LENS SHAPE CYLINDRICAL	LENS SHAPE SPHERICAL	DOUBLE LENS	100% UV TECHNOLOGY	MIRROR	LOW PROFILE	PANORAMIC VISION	ANTI FOG	OTG (OVER GLASSES)	X-DRY 3-LAYER FACE FOAM	MARKAIR VENT SYSTEM	SIZE (MM)	SILICON ANTI-SLIP
<b>SQUADRON MAGNET+</b>	BLACK	BLACKLIGHT HD	S2	20	NEUTRAL	X		X	X	X	X	X				X	X	X	X	45	X
	WHITE	GOLD MIRROR CS	S3	15	ROSE		X	X	X	X	X	X				X	X	X	X	45	X
	BLACK	BLACKLIGHT ADAPTIVE HD	S2-S3	15 - 35	NEUTRAL		X	X	X	X	X	X				X	X	X	X	45	X
<b>16:10+</b>	WHITE	BLUE MIRROR HD				X		X	X	X	X	X				X	X	X	X	45	X
	BLACK	RAINBOW MIRROR	S2	25	NEUTRAL			X	X	X	X	X				X	X	X	X	45	X
	BLACK	BLACKLIGHT HD	S2	20	NEUTRAL	X				X	X	X				X	X	X	X	45	X
<b>PERSPECTIVE</b>	WHITE	SURROUND MIRROR	S2	35	AMBER					X	X	X	X			X	X	X	X	45	X
	BLACK	CLARITY MIRROR	S1	68	ROSE					X	X	X	X			X	X	X	X	45	X
<b>SMOOTH OPERATOR L</b>	-	CLARITY MIRROR	S1	68	ROSE				X	X	X	X	X	X	X	X			X	45	X
<b>SMOOTH OPERATOR M</b>	-	CLARITY MIRROR	S1	68	ROSE				X	X	X	X	X	X	X	X			X	45	X
<b>ULTRA FLEX L</b>	-	CLARITY MIRROR	S1	68	ROSE					X	X	X	X	X	X	X			X	40	X
<b>4:3</b>	WHITE	ORANGE CLARITY	S2	38	AMBER					X	X					X			X	40	X
	BLACK	ORANGE CLARITY	S2	38	AMBER					X	X					X			X	40	X



**POLARIZED**  
+ Reduced glare from snow  
+ Greater contrast when sunny

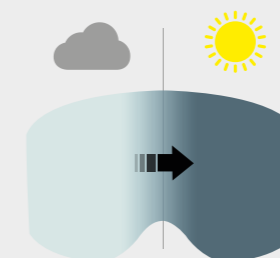


**CUSTOM SPECTRUM**  
+ Filters light Specific for Action Snow-sports  
+ More contrast between white, blue, and grey tones



**ADAPTIVE LENS**  
+ Photochromatic – automatically adapts to surrounding sun light intensity  
+ Available in standard and HD polarized versions

These lenses darken when exposed to light of sufficiently high UV intensity, generally only emitted by the sun, and become clear again in its absence.























**LOW PROFILE**  
+ Minimal Weight  
+ Minimal Bulk  
+ Easy to stash

This category of goggle forgoes the bulky plastic frame, and instead has the face foam connected directly to the dual-lens. This is made possible thanks to advancements in goggle Anti-Fogging technology. The benefits of flexible, comfortable fit along with panoramic vision it provides are unparalleled.

REPLACEMENT LENS

	Art No	FRAME	Lens
<b>Squadron Magnet</b>	169381.14	Squadron Magnet	Blacklight Adaptive HD (S2 - S3)
	169381.13	Squadron Magnet	Blue Mirror HD
	168381.11	Squadron Magnet	Black Light HD
	169381.08	Squadron Magnet	Gold Mirror CS
	169381.09	Squadron Magnet	Steel Blue Mirror CS
	169381.04	Squadron Magnet	Green Plasma Mirror
	169381.02	Squadron Magnet	Red Plasma Mirror
	169381.15	Squadron Magnet	Wine Gold Mirror
	169381.16	Squadron Magnet	Rainbow Mirror
	169381.03	Squadron Magnet	Clarity Mirror
	169381.06	Squadron Magnet	Transparent
	<b>Posse Magnet</b>	142380.11	Posse Magnet
142380.08		Posse Magnet	Gold Mirror CS
142380.02		Posse Magnet	Red Plasma Mirror
142380.17		Posse Magnet	Dark Rose Mirror
<b>16:10</b>	167380.14	16:10	Blacklight Adaptive (S1 - S3)
	167380.12	16:10	Blue Mirror HD
	167380.11	16:10	Blacklight HD
	167380.08	16:10	Gold Mirror CS
	167380.05	16:10	Pink Plasma Mirror
	167380.03	16:10	Clarity Mirror
	167380.04	16:10	Green Plasma Mirror
	167380.15	16:10	Wine Gold Mirror
	167380.17	16:10	Dark Rose Mirror
	167380.02	16:10	Red Plasma Mirror
	<b>Perspective</b>	168380.11	Perspective
168380.08		Perspective	Gold Mirror CS
168380.05		Perspective	Pink Plasma Mirror
168380.04		Perspective	Green Plasma Mirror
168380.03		Perspective	Clarity Mirror
168380.02		Perspective	Red Plasma Mirror
168380.01		Perspective	Surround Mirror
<b>Projector</b>	168381.11	Projector	Black Light HD
	168381.08	Projector	Gold Mirror CS
	168381.05	Projector	Pink Plasma Mirror
	168381.04	Projector	Green Plasma Mirror
	168381.01	Projector	Surround Mirror
	168381.02	Projector	Red Plasma Mirror
	168381.17	Projector	Dark Rose Mirror
	168381.15	Projector	Wine Gold Mirror
	168381.03	Projector	Clarity Mirror
<b>VIJO Visor</b>	169380.0	Vijo Helmet Visor	Clear Visor-Lens
	169380.1	Vijo+ Helmet Visor	Silver Surround Mirror
	169380.2	Vijo+ Helmet Visor	Blue Surround Mirror
	169380.3	Vijo+ Helmet Visor	Dawn Plasma Mirror

Category	S1	S2	S3	S4
 <b>Black Light HD</b> VLT*: 20% Cat.: S2 Polarized				
 <b>Blacklight Adaptive</b> VLT*: 15%-70% Cat.: S1-S3 Polarized				
 <b>Blacklight Adaptive HD</b> VLT*: 15% - 35% Cat.: S2 - S3 Polarized				
 <b>Blue HD Mirror</b> VLT*: 11% Cat.: S3 Polarized				
 <b>Gold Mirror CS</b> VLT*: 15% Cat.: S3				
 <b>Surround Mirror</b> VLT*: 35% Cat.: S2				
 <b>Pink Plasma Mirror</b> VLT*: 11% Cat.: S3				
 <b>Red Plasma Mirror</b> VLT*: 25% Cat.: S2				
 <b>Green Plasma Mirror</b> VLT*: 25% Cat.: S2				
 <b>Clarity Mirror</b> VLT*: 68% Cat.: S1				
 <b>Blue Mirror</b> VLT*: 19% Cat.: S2				
 <b>Gold Mirror (Ultra-flex)</b> VLT*: 12% Cat.: S3				
 <b>Wine Gold Mirror</b> VLT*: 15% Cat.: S3				
 <b>Dark Rose Mirror</b> VLT*: 25% Cat.: S2				
<b>Shading</b>	Slight	Medium	High	
<b>Translucency (VLT)</b>	80 - 43 %	43 - 18 %	18 - 8 %	



# ACCESSORIES

2024/25



**BRAKES**

<b>Terrain</b>	Brake Royal Freeride	Brake Universal Freeride	Race	Race	Performance	Brake Compact flat Freeride
<b>Compatible w/</b>	Duke, Jester, Tour	Duke, Jester brake	TCX	Race 10 & Race 8	11.0 FLAT 12.0 FLAT	Free Ten, 10.0 Free
<b>Brake width</b>	136 mm (C1) 120 mm (C1) 110 mm (C1 + C2)	85 mm (C1) 90 mm (C1 + C2) 100 mm (C1)	85 mm	85 mm	90; 110 mm	80; 85; 100 mm
<b>Color</b>	Black (C1) White (C2)	Black (C1) White (C2)	Black	Black	Black	Black
<b>Order No.</b>	W015O1B (136) W026O1B (120) W016G1B (110)(C1) W012Q1B (110) (C2)	W018M1B (85) W017G1B (90) W019O1B (90) (C2) W027T1B (100)	W006O1B	W023H1B	W009F1B W005F1B	W020G1B (80 mm) W021K1B (85 mm) W004L1B (100 mm)

**BRAKES**

<b>Compatible</b>	Tour + Compact	RTL	7.0 & 4.5 & FDT	KINGPIN	MARKER ALPINIST	MARKER Alpinist Demo+Long travel
<b>Brake width</b>	80 mm, 85 mm	70 mm	70 mm (C1 + C2) 85 mm (C1)	75 - 100 mm (1) 100 - 125 mm (2)	90 mm 105 mm 115 mm	90 mm 105 mm
<b>Color</b>	Black (C1) White (C2)	Black	Black (C1) White (C2)	Black	Black	Black
<b>Order No.</b>	W024K1B (85, C1) W022N1B (80, C1) W025O1B (80, C2)	W014S1B	W007R1B (70, C1) W008R1B (70, C2) W009R1B (85, C1)	W010S1B (1) W011S1B (2)	W031W1B (90) W032W1B (105) W033W1B (115)	W034W1B (90) W035W1B (105)

**BRAKES**

<b>Product</b>	Brake Duke PT	Brake Duke PT
<b>Size</b>	100 mm	125 mm
<b>Ski width</b>	75 - 100mm	100 - 125mm
<b>Order No.</b>	W028U1B	W029U1B

**CRAMPONS**

<b>Product</b>	Crampon Kingpin/Alpinist/Cruise	Crampon Kingpin/Alpinist/Cruise	Crampon Kingpin/Alpinist/Cruise	Crampon Kingpin/Alpinist/Cruise
<b>Size</b>	80 mm	90 mm	105 mm	120 mm
<b>Ski width</b>	66 - 80 mm	75 - 90 mm	90 - 105 mm	105 - 120 mm
<b>Order No.</b>	H005S1A	H001P1P	H002P1P	H003P1P

<b>Product</b>	Crampon Duke PT	Crampon Duke PT
<b>Brake width</b>	80 mm	90 mm
<b>Ski width</b>	< 74 mm	74 - 84 mm
<b>Order No.</b>	H003K1A	H001M1A

**KINGPIN / TOURING ACCESSORIES**

<b>Product</b>	KINGPIN AFD Platform	DIN adapter
<b>Compatible</b>		Dynafit TLT 5/6, Dynafit TLT Speedfit, ARC TERYX Procline, Salomon S/LAB X-ALP
<b>Order No.</b>	W012P1B	A001Q1D

**MARKER ALPINIST ACCESSORIES**

<b>Product</b>	Touring leash MARKER ALPINIST	Performance Booster Alpinist Free	MARKER ALPINIST Heel platform	MARKER ALPINIST U - bow
<b>Order No.</b>	L002S1A	W041Y1B	A001S1W	A001S1US (Soft), A001S1UM (Medium), A001S1UH (Hard)



**MARKER ACCESSORIES**

<b>Product</b> MARKER gauge drill Ø 8 mm (45 mm)	MARKER screw driver Pozidrive #3	MARKER power bit 150 mm FEIN (Pozidrive)	MARKER power bit 150 mm SBD (Pozidrive)	MARKER binding drill bit 4.1 x 9.5
<b>Order No.</b> 2541	2544	2547	2548	2552

MARKER binding drill bit	MARKER binding drill bit	MARKER trap-In insert	MARKER binding glue	MARKER silicone spray	Mounting Tool Adapter Wide Skis 148 mm
3.6 x 7.5	3.6 x 9.5	PA 6 (100 pcs)	100 ml	300 ml	
2637	2639	2653	2660	2662	W001J1A


**INSTALLATION TOOLS**

Order No.	Installation tool compatible with	Size
W001G1T	Instal. Tool; Jester, Griffon, Squire, Race line, 12.0 – 10.0	61 - 117 mm
W012J1T	Instal. Tool; Jester, Griffon, Squire, Race line, 12.0 – 10.0	95 - 150 mm
W010G1T	Instal. Tool; Tour S & L	61 - 117 mm
W011J1T	Instal. Tool; Tour S & L	95 - 150 mm
W006M1T	Instal. Tool; Duke / Baron / Tour EPF S & L	95 - 150 mm
W016V1T	Instal. Tool; World Cup plate; Junior Race Pivot & short	61 - 117 mm
W005S1T	Instal. Tool; ALU PRO plate	61 - 117 mm
W007H1T	Instal. Tool; 7.0, 4.5 + Jr. RTL	
W017V1T	Instal. Tool; Griffon & Squire D, FDT & FDT Junior	61 - 117 mm
W020X1T	Instal. Tool; Kingpin & Alpinist & Cruise	70 - 126 mm
W014U1T	Instal. Tool; Duke PT	70 - 126 mm
W015V1T	Instal. Tool; PIN Demo	70 - 126 mm
W018X1T	Instal. Tool; JR Tour	61 - 117 mm
W019X1T	Instal. Tool; RMotion3 plate	61 - 117 mm

**DEMOBOARD**

<b>Product</b> Black	DEMOBOARD UNIVERSAL Black
<b>Order No.</b> D001T1T	D002T1U

**INFO SHEET**  
Provide the most important infos on the product  
for the Point of Sale



**INFOSHEET**

<b>Cruise</b>	198305.0 (EN) 198305.1 (DE) 198305.2 (FR)
<b>Kingpin</b>	198179.0 (EN) 198179.1 (DE) 198179.2 (FR)
<b>Alpinist</b>	198178.0 (EN) 198178.1 (DE) 198178.2 (FR)
<b>Duke PT 16</b>	198097.0 (EN) 198097.1 (DE) 198097.2 (FR)
<b>Duke PT 13</b>	198303.0 (EN) 198303.1 (DE) 198303.2 (FR)
<b>Duke PT 11</b>	198304.0 (EN) 198304.1 (DE) 198304.2 (FR)
<b>Jester</b>	198099.0 (EN) 198099.1 (DE) 198099.2 (FR)
<b>Griffon</b>	198030.0 (EN) 198030.1 (DE) 198030.2 (FR)
<b>Squire</b>	198110.0 (EN) 198110.1 (DE) 198110.2 (FR)





### CLIMBING AIDS

#### CRUISE

Thanks to the climbing aids, walking uphill is comfortable. They can be operated quickly and easily in any situation thanks to their design with the pole baskets. The color-coded heel lifts enable three climb modes (0°, 8° and 12°).



#### KINGPIN

The titanal ascent aid, conveniently adjustable via ski pole, can be locked in two positions at 7° and 13°. Integrated elastomer damping elements make ascending more pleasant, simply because the irritating „clacking noise“ is eliminated.



#### ALPINIST

Neutral walk mode and two climb modes with 5° and 9°. The fast adjustment mode allows quick switching between 0° and 9° without having to turn the heel.



#### FRAME TOUR

The titanal ascent aid, conveniently adjustable via ski pole, can be locked in two positions at 7° and 13°. Integrated elastomer damping elements make ascending more pleasant, simply because the irritating „clacking noise“ is eliminated.

### ACTIVE LENGTH COMPENSTATION

#### CRUISE

Active length compensation in the heel allowing the heel to move back up to 7mm when the ski is flexed.



#### ALPINIST

Active length compensation at the heel, so that the heel can move back up to 4 mm when the ski is flexed.



### LENGTH ADJUSTMENT

#### CRUISE

The Cruise heel offers a 25mm heel adjustment range (+/- 12.5mm).



#### ALPINIST

The Alpinist heel offers a heel adjustment range of 15 mm (from 7.5 mm to +7.5 mm).



#### ALPINIST LONG TRAVEL

The Alpinist long travel heel offers a heel adjustment range of 35 mm (from -7,5 mm to +27,5 mm).



#### KINGPIN

The Kingpin heel offers a heel adjustment range of 25 mm (from -10 mm to +15 mm).



### BRAKE

#### ALPINIST / ALPINIST LONG TRAVEL

Optional brake for MARKER ALPINIST models. Improved usability on both brakes.



#### CRUISE

The brake locks automatically as soon as the ski boot is placed on the brake. The brake releases automatically when rotating the heel 180°.



#### LOCK & WALK

The multi functional Lock & Walk unit automatically locks the brakes and provides a 10° climbing aid.

### HEEL

#### CRUISE

The ergonomically designed heel section ensures a simplified and as effortless change from ski to walk mode as possible by just rotating the heel by 180°.



#### ALPINIST

Alpinist heel with adjustable lateral release with various DIN options and 15mm heel adjustment range (+/-7.5mm). Offers three walking modes thanks to the hot forged aluminum climbing aid. The „Fast Shift Mode“ allows quick switching between neutral and maximum climbing aid. The active length compensation in the heel allows constant power transmission and release performance, even when the ski is flexed.



#### KINGPIN

The revolutionary heel construction for PinTech bindings with widely spaced sole contact points provides loss-free and very direct power transmission, as is normally only known from alpine bindings. Also in terms of safety, the Kingpin offers until now unknown advantages.



#### HOLLOW LINKAGE 2

The latest generation of Hollow Linkage heel Improved step-in performance: 30% reduction in step-in force and easier step-in with GripWalk soles



#### INTER PIVOT 3

The latest generation with magnesium body for excellent downhill performance in the style of the Royal Family. Z-value 6-16. The third and latest generation completely renewed: improved power transmission, energy absorption and vertical heel elasticity combined with improved comfort.



#### COMPACT 3

The latest generation of MAREKR's Compact heel. A statement of efficiency - with the usual optimized MARKER release properties and the perfect mix of great design, lightness and excellent functionality. This heel technology is perfect for beginners and occasional skiers due to improved release properties and is an excellent value.



#### TWIN CAM X (TCX)

The next logical step in the improvement of our TwinCam heel, with more power, higher elasticity in the release and an optimized performance curve. The construction increases the boot and ski connectivity for a longer period, even in extremely steep terrain, ensuring more precise ski guidance until released. It also offers improved power transfer through the wider connection of the heel rail (43 mm).



### TOE

#### ISI TOE

Dieser ISI Vorderbacken sorgt für ein möglichst einfaches und schnelles Einsteigen, welches durch die folgenden Features gewährleistet wird:

**Rubber stop pad:** Fixes the toe of the shoe during entry  
**Wider entry platform:** Widened sole reception at entry  
**Easier entry:** The shoe locks into the binding with significantly less effort



#### TRIPLE PIVOT LIGHT 2

The latest generation of Triple Pivot Light 2 toe is not only lighter, but also got the practical and solid Anti Ice Rail, which allows you to scrape snow and ice from the sole. The toe is GripWalk-ready, so it fits conventional alpine as well as modern GripWalk soles.



#### TRIPLE PIVOT ELITE 3

The toe construction with DIN/ISO 8.0 - 18.0 allows impressive holding forces in freeriding. The spring in the toe is mounted transversely, the 5° inclined sole holder provides maximum energy absorption to reduce false releases. The large contact surface optimizes power transmission and allows the greatest stresses. Front jaws with this technology thus achieve unprecedented performance in relation to their weight.



#### RIDE & HIKE

For excellent downhill performance in the style of the Royal Family and release function together with pin technology for the perfect ascent; Z value 6 - 16. Removable toe piece: saves 300g per foot on the ascent.



#### X-COMP

Using the Xcell piston technology with additional modifications in shock absorbance and reduced stiffness, enable the ski a more natural and harmonic flex, as well as a more smooth and "forgiving" performance. The combination of the Xcell damping technology, with the athlete based modifications in stiffness and shock absorbance, provide a totally new racing performance that combines the best of old and new.



#### TLT (2LINKAGE) TOE

The next level of improvement for the tried-and-tested two linkage toe system. Light, robust, full side and rear release with improved DIN range. The release springs, triggered by the sole bracket, uses the clever TLT system to provide rear release without taking up extra space or adding extra weight.



### CRAMPON

Easy to mount crampons for KINGPIN, Alpinist and CRUISE available in sizes 80 mm, 90 mm, 105 mm, 120 mm.



### MATERIALS

#### BIO-BASED PLASTICS

Bio-based plastics are used in components with maximum mechanical load. They have the same mechanical properties as conventional plastics, however a lower CO2 footprint and do not consume fossil resources such as oil or natural gas. The bio-based plastics are used, for example, for the climbing aids and the toe.



#### RECYCLED MATERIALS

Recycled plastics have the best environmental footprint and reduce waste at the same time. To meet our high quality and safety standards, we have pursued a consistent Design for Sustainability approach. The material is used for components under less stress, and the component geometries have been specially designed for the properties of recycled plastic.



#### MAGNESIUM PARTS

As THE lightest and most robust metallic construction material, magnesium is perfectly suited for our high-end products. This means you are equipped for even faster runs and the most radical lines!



### EPF - EXTENDED POWER RAME

The power booster! The extra-wide and exclusively for the Duke EPF developed Power Frame offers breathtaking power transmission and driving performance in all conditions. Recommended for ski widths over 88 mm.



### MULTINORM (MN)

Height-adjustable gliding plate to be compatible with all boot soles on the market; Compatible with: Alpine (ISO 5355 A), Touring (ISO 9523) and GripWalk (ISO 23223 A) soles; Easy to adjust: Pozi screw at the front to adjust height of gliding plate



### GRIPWALK

The sole-binding system for better walking comfort and top skiing performance. GripWalk contains of a new copolymer sole with rocker profile. The convex shape and ribbed tread of the rubber add a lot of walking comfort and provide a much better grip. Still, integrated pads made of stiff and rigid materials, enable great power transmission and more precise release function of the binding. GripWalk soles are the perfect tuning parts designed for selected premium ski boots and bindings.



### GLIDING AFD

MARKER bindings are equipped with a moveable AFD (anti friction device) supporting a precise release almost entirely unhindered by dirt, snow and ice! Individual adjustment of the AFD to the area of application enhance optimized functionality - for racing, for children's bindings or on ski tours.



### ANTI ICE RAIL

The metal rail helps to scrape ice and snow from the sole of the shoe.



### AUTO QUAD LOCK

Front jaws lock automatically at four different points when entering the binding.



